

HR Camera Link

hr120MCL



General

Model:	hr120MCL
Product code:	F004044
Product series:	HR Camera Link
Status:	Deleted

Sensor

Sensor type:	Area scan
Chroma:	Mono
Spectrum:	Visible
Spectral range:	400 nm to 1000 nm
Resolution:	13,272 × 9,176 (122.00 MP)
Sensor model:	Canon 120MXSM
Sensor architecture (material):	cmos
Shutter type(s):	rolling-shutter
Sensor size:	29.2 × 20.19 mm (35.5 mm, 35.5mm (APS-H))
Pixel size:	2.20 μm × 2.20 μm

Pixel formats

Sensor bit depth:	8-Bit,10-Bit
Monochrome pixel formats:	mono8, mono10

Imaging performance

Dynamic range:	60.3 dB
SNR:	39.6 dB

Timing and gain

Max. frame rate:	6.8 fps
Exposure time:	16 μ s to 60 s
Gain:	0.0 dB to 8.0 dB

I/Os and power

Non-isolated lines:	0 x LVDS input, 0 x LVDS output, 0 x TTL input, 0 x TTL output, 2 x 24V input, 4 x Open drain output,
Specific non-isolated lines:	1 x RS232 input, 1 x RS232 output, 0 x RS422 input, 0 x RS422 output,
Opto-isolated lines:	1 x Optical isolated input, 0 x Optical isolated input,
Power supply:	10 to 25VDC
Power consumption:	External: 12 W (typical)

Operating conditions

Operating temperature (housing):	-10 °C to 55 °C
----------------------------------	-----------------

Mechanical properties

Body dimensions (L x W x H in mm):	57 × 70 × 70
IP class:	IP40
Lens mount(s):	M58x0.75
Weight:	380 g

On-board memory and FPGA

Non-volatile memory (Flash):	160 MByte
------------------------------	-----------

Interfaces

Digital interface:	camera link 80-bit
Interface connector:	SDR

FW features - image control

Exposure modes:	Manual, Auto
Gain modes:	Auto, Manual
Image control features:	FW Features - Image Control

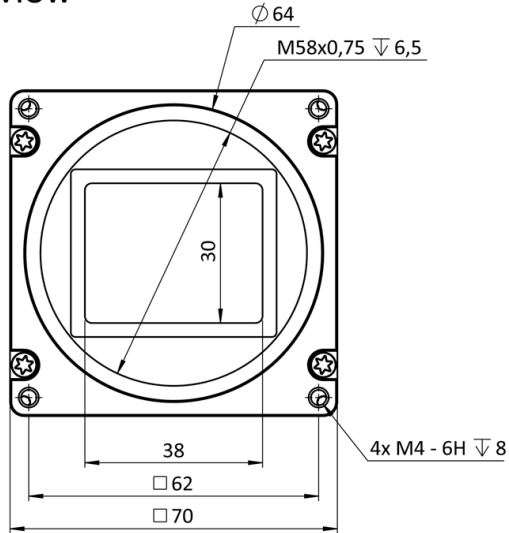
FW features - camera control

Trigger modes/sync: INTERNAL,SOFTWARE,EXTERNAL

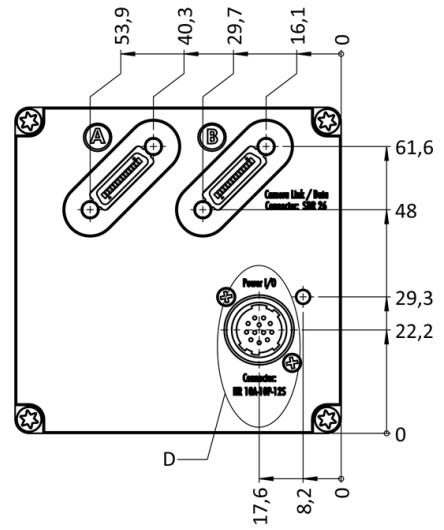
Camera control features: User Sets, PWM(4), Sequencer,

 Specifications Image

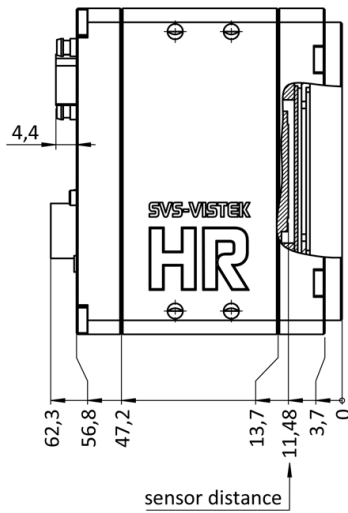
front view



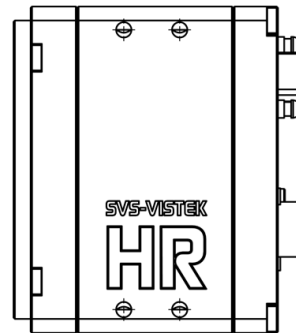
back view



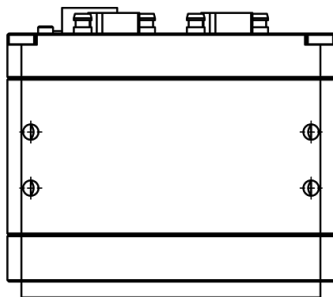
cross section



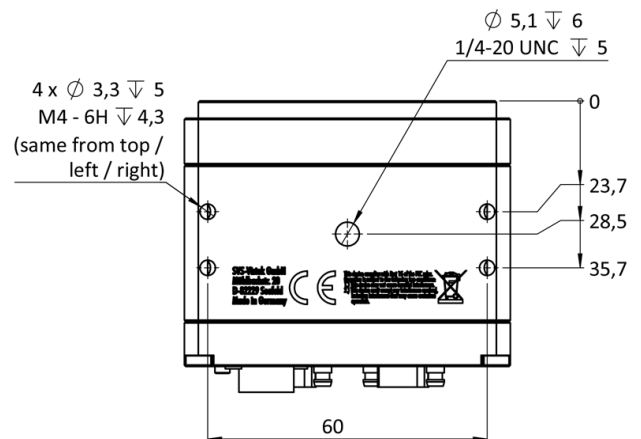
right view



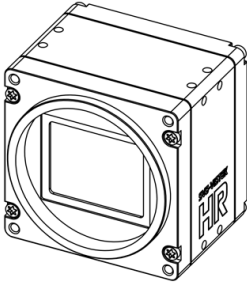
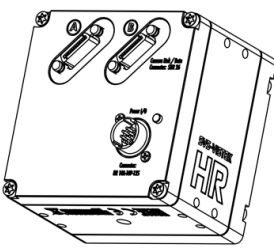
top view



bottom view



3D view



I/O pin assignment



1	VIN - (GND)	7	OUT 1 (open drain)
2	VIN + (10V to 25V DC)	8	OUT 2 (open drain)
3	IN 4 (RXD RS232)	9	IN 3 + (opto In +)
4	OUT 4 (TXD RS232)	10	IN 3 - (opto In -)
5	IN 1 (0-24V)	11	OUT 3 (open drain)
6	IN 2 (0-24V)	12	OUT 0 (open drain)