

General

Model:	fxo993MCX
Product code:	F002322
Product series:	FXO SWIR
Status:	Available

Sensor

Sensor type:	Area scan
Chroma:	Mono
Spectrum:	eXtended SWIR
Spectral range:	400 nm to 1700 nm
Resolution:	2,048 × 1,536 (3.10 MP)
Sensor model:	Sony IMX993-AABJ
Sensor architecture (material):	cmos
Shutter type(s):	global-shutter
Sensor size:	7.07 × 5.3 mm (8.83 mm, 8.9mm (Type 1/1.8))
Pixel size:	3.45 μm × 3.45 μm

Pixel formats

Sensor bit depth:	8-Bit, 12-Bit
Monochrome pixel formats:	mono8, mono12

Timing and gain

Max. frame rate:	173.4
Gain:	0.0 dB to 42.0 dB

I/Os and power

Non-isolated lines:	0 x LVDS input, 0 x LVDS output, 0 x TTL input, 0 x TTL output, 2 x 24V input, 4 x Open drain output,
Specific non-isolated lines:	1 x RS232 input, 1 x RS232 output, 0 x RS422 input, 0 x RS422 output,
Opto-isolated lines:	1 x Optical isolated input, 0 x Optical isolated input,

I/Os and power

Power supply:	10 to 25VDC
Power consumption:	External: 7 W (typical)

Operating conditions

Operating temperature (housing):	-10 °C to 60 °C
----------------------------------	-----------------

Mechanical properties

Body dimensions (L x W x H in mm):	70 × 50 × 50
IP class:	IP30
Lens mount(s):	C-Mount
Weight:	240 g

On-board memory and FPGA

Non-volatile memory (Flash):	32000 MByte
------------------------------	-------------

Interfaces

Digital interface:	xcp-12 with 1 connection
Interface connector:	(micro-BNC)

FW features - image control

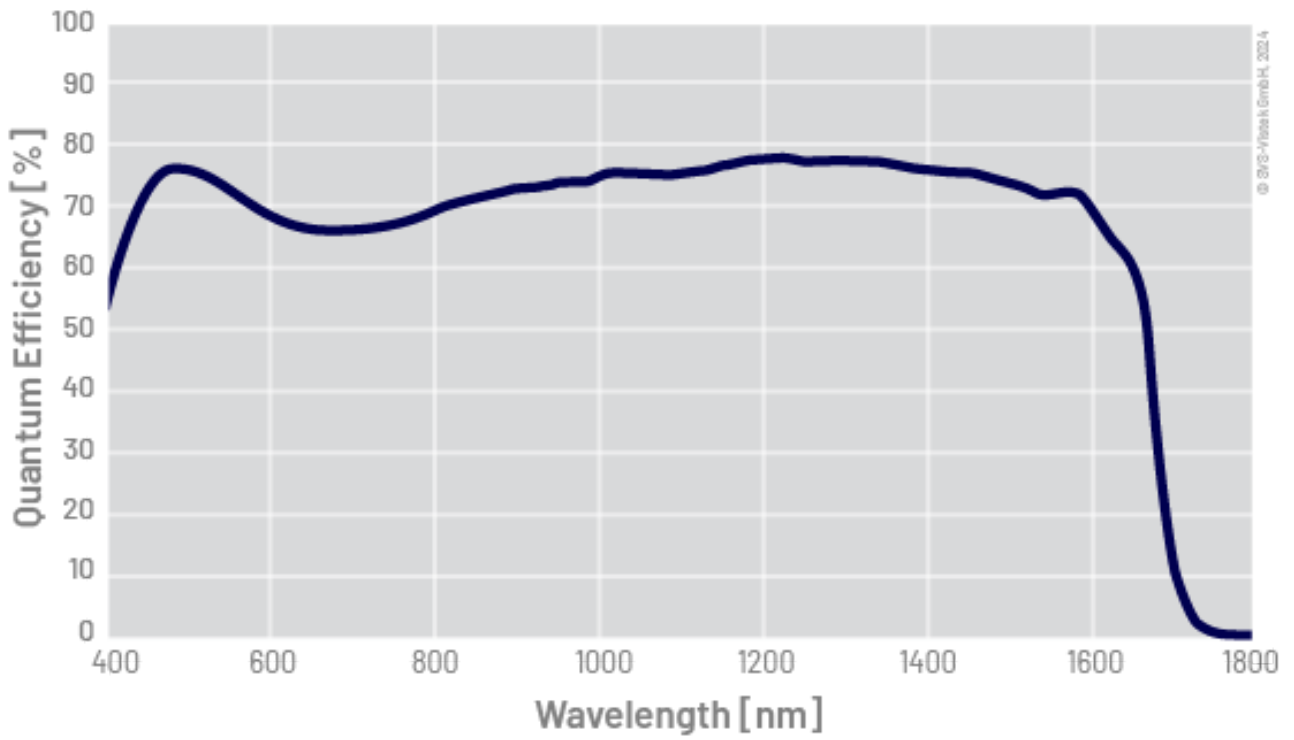
Exposure modes:	Manual, Auto
Gain modes:	Auto, Manual
Image control features:	FW Features - Image Control

FW features - camera control

Trigger modes/sync:	INTERNAL,SOFTWARE,EXTERNAL
Camera control features:	User Sets, PWM(4), Sequencer,

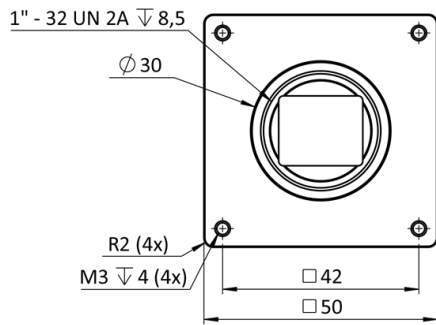
Quantum Efficiency

(not included: lens- and light source characteristics)

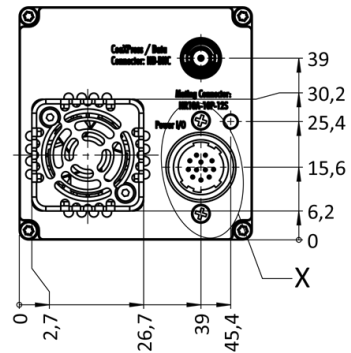


© 2016-2024, Fraunhofer IPA

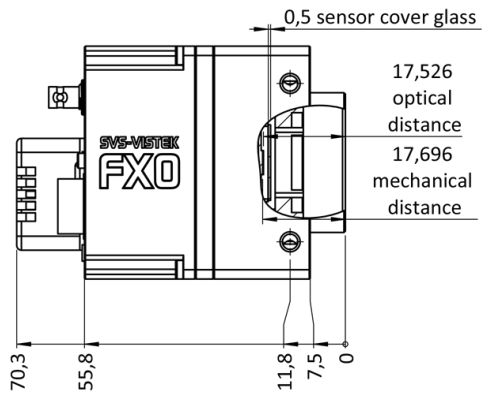
front



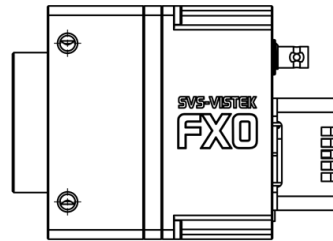
back



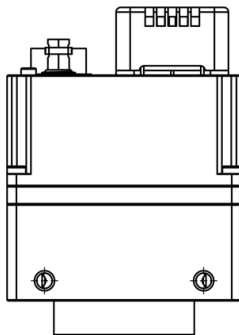
cross section



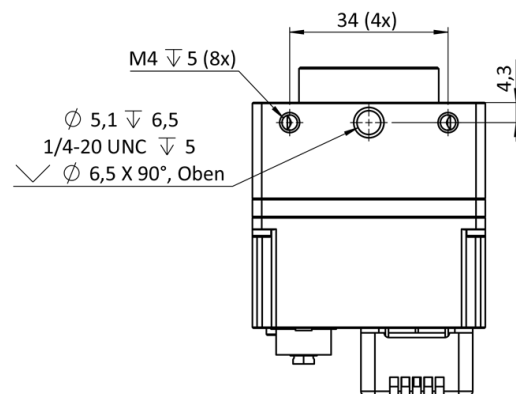
right side

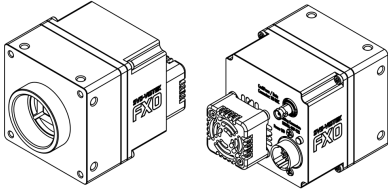


top



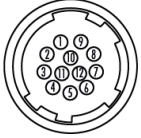
bottom





I/O pin assignment

Hirose 12 Pin



1	VIN - (GND)	7	OUT 1 (open drain)
2	VIN + (10 V to 25 V DC)	8	OUT 2 (open drain)
3	IN 4 (RXD RS232)	9	IN 3 + (opto In +)
4	OUT 4 (TXD RS232)	10	IN 3 - (opto In -)
5	IN 1 (0-24V)	11	OUT 3 (open drain)
6	IN 2 (0-24V)	12	OUT 0 (open drain)