Allied Vision



# HR Camera Link

## hr65CCL

Preliminary product information. Features and technical specifications are subject to change without notice.

preliminary

## Generale

| | |
|---|---|
| Modello | hr65CCL |
| Codice prodotto | F004145 |
| Serie di prodotti | HR Camera Link |
| Stato | Prototype/engineering sample |

## Sensore

| | |
|---|---|
| Tipo di sensore | Area scan |
| Croma | Color |
| Spettro | Visible |
| Gamma spettrale | 400 nm to 1000 nm |
| Risoluzione | 9,344 × 7,000 (65.00 MP) |
| Modello sensore | Gpixel GMAX3265 |
| Architettura sensore (Materiale) | cmos |
| Tipi di otturatore | Global shutter (GS) |
| Dimensione sensore | 29.9 × 22.4 mm (37.36 mm, Type 2.3) |
| Dimensione pixel | 3.20 µm × 3.20 µm |

## Formati pixel

| | |
|---|---|
| Profondità bit sensore | 8-bit, 10-bit |
| Formati pixel RGB | bayer8, bayer10 |

## Prestazioni di imaging

| | |
|---|---|
| Gamma dinamica | 65.6 dB |
| SNR | 40 dB |

## Tempi e guadagno

| | |
|---|---|
| Frequenza fotogrammi max. | 13 fps |
| Tempo di esposizione | 21 µs to 60 s |
| Guadagno | 0.0 dB to 18.0 dB |

## I/O e alimentazione

| | |
|---|---|
| Linee non isolate | 0 x LVDS input, 0 x LVDS output, 0 x TTL input, 0 x TTL output, 2 x 24V input, 4 x Open drain output, |
| Linee non isolate specifiche | 1 x RS232 input, 1 x RS232 output, 0 x RS422 input, 0 x RS422 output, |
| Linee otticamente isolate | 1 x Optical isolated input, 0 x Optical isolated input, |
| Connettore I/O | 12-pin Hirose HR10A-10P-12S |
| Alimentazione | 10 to 25VDC |
| Consumo energetico | External: 9 W (typical) |

## Proprietà meccaniche

| | |
|---|---|
| Dimensioni custodia (L x P x A in mm) | 76 × 70 × 70 |
| Vetro filtro/protezione | IR-Cut - 680nm |
| Classe IP | IP30 |
| Attacco/i obiettivo | M58x0.75 |
| Peso | 420 g |

## Memoria onboard e FPGA

| | |
|---|---|
| Memoria non volatile (Flash) | 32 MByte |

## Interfacce

| | |
|---|---|
| Interfaccia digitale | camera link 80-bit |
| Connettore interfaccia | SDR |

## Funzioni FW – Controllo immagine

| | |
|---|---|
| Modalità di esposizione | manual, auto, external |
| Modalità di guadagno | auto, manual |
| Modalità di bilanciamento del bianco | auto, manual |
| Funzioni di controllo immagine | lut, mirror-image, dpc, shading-correction, ffc |

preliminary

## Funzioni FW – Controllo fotocamera

| | |
|---|---|
| Modalità di trigger/sincronizzazione | internal, software, external |
| Funzioni di controllo della fotocamera | User Sets, PWM(4), Sequencer, |

preliminary

## Efficienza quantica

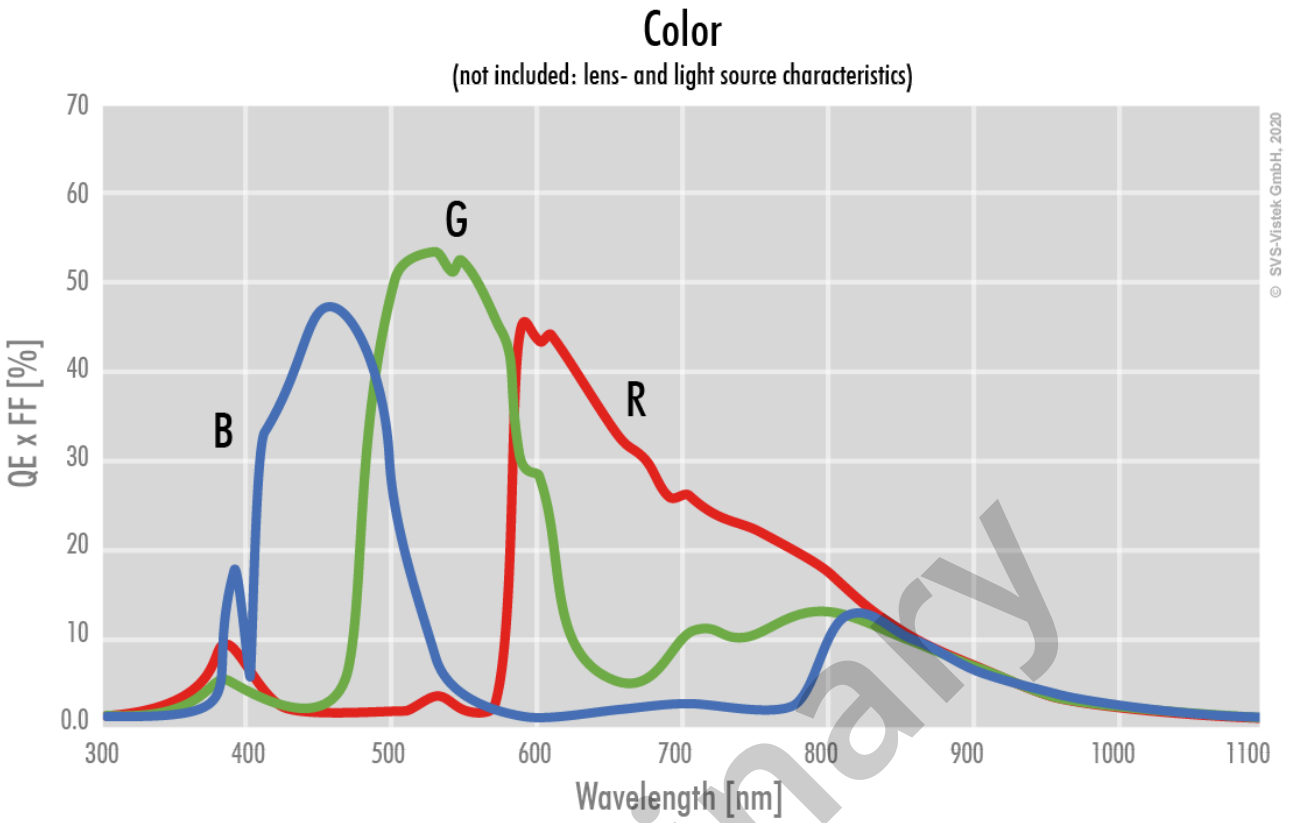


preliminary

## Disegno tecnico

### front

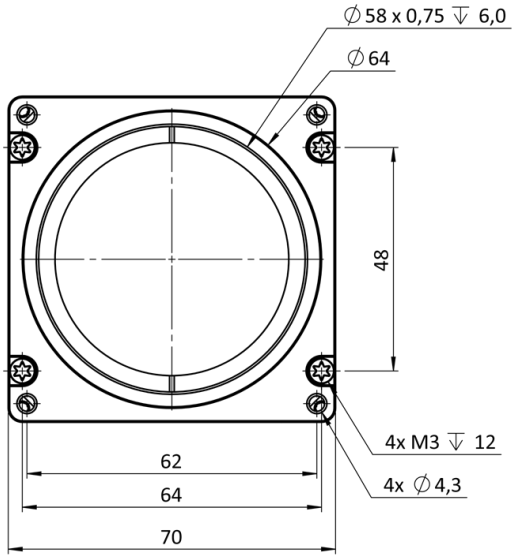


### back

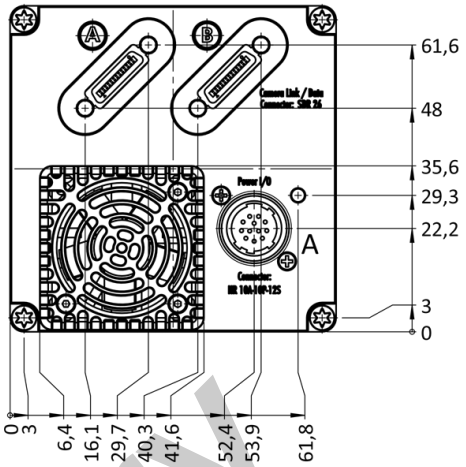


### cross section

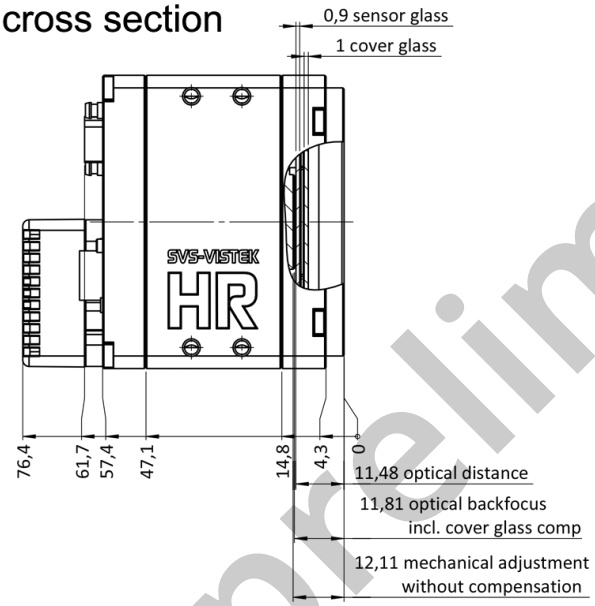


### right side

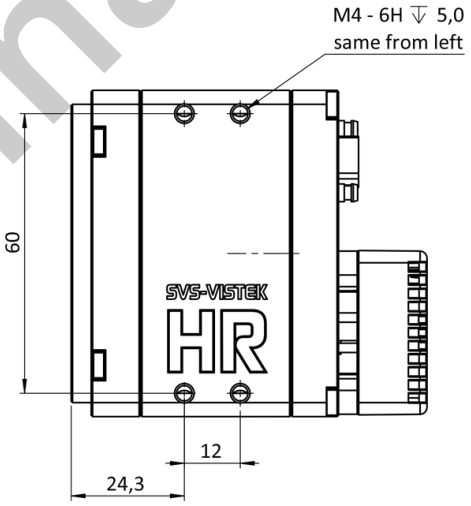


preliminary

top

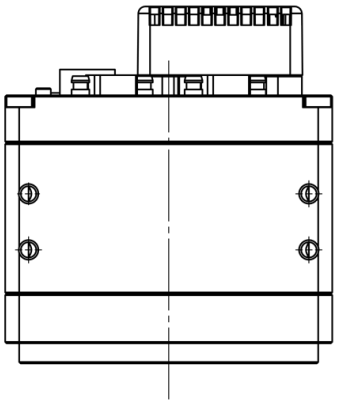

bottom

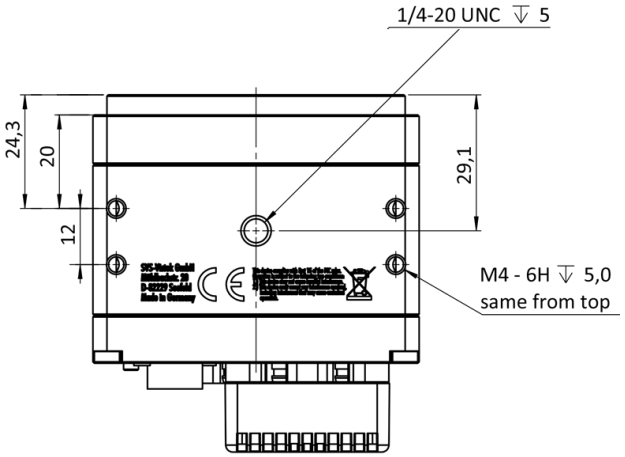


3D

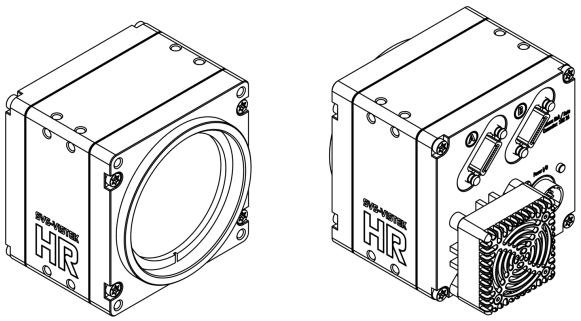

## Assegnazione pin I/O

Hirose 12 Pin

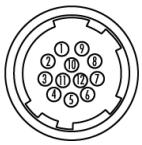

| | | | | | |
|---|---|---|---|---|---|
| 1 | VIN – | (GND) | 7 | OUT 1 | (open drain) |
| 2 | VIN + | (10 V to 25 V DC) | 8 | OUT 2 | (open drain) |
| 3 | IN 4 | (RXD RS232) | 9 | IN 3 + | (opto In + ) |
| 4 | OUT 4 | (TXD RS232) | 10 | IN 3 – | (opto In –) |
| 5 | IN 1 | (0 - 24V) | 11 | OUT 3 | (open drain) |
| 6 | IN 2 | (0 - 24V) | 12 | OUT 0 | (open drain) |

preliminary