Allied Vision

SHR 10GigE

shr411CXGE-T



Generale

Modello	shr411CXGE-T
Codice prodotto	F004241
Serie di prodotti	SHR 10GigE
Stato	Available

Sensore

Tipo di sensore	Area scan
Croma	Color
Spettro	Visible
Gamma spettrale	400 nm to 1000 nm
Risoluzione	14,192 × 10,640 (151.00 MP)
Modello sensore	Sony IMX411
Architettura sensore (Materiale)	cmos
Tipi di otturatore	Rolling shutter (RS)
Dimensione sensore	53.36 × 40.01 mm (66.69 mm, Type 4.2)
Dimensione pixel	3.76 µm × 3.76 µm

Formati pixel

Profondità bit sensore	8-bit, 10-bit, 12-bit, 16-bit
Formati pixel RGB	bayer8, bayer10, bayer12, bayer16

Prestazioni di imaging

Gamma dinamica	78 dB
SNR	46.9 dB

Tempi e guadagno

Frequenza fotogrammi max.	6.2 fps
Tempo di esposizione	60 µs to 60 s
Guadagno	0.0 dB to 36.0 dB

I/O e alimentazione

Linee non isolate	0 x LVDS input, 0 x LVDS output, 0 x TTL input, 0 x TTL output, 2 x 24V input, 4 x Open drain output,
Linee non isolate specifiche	1 x RS232 input, 1 x RS232 output, 0 x RS422 input, 0 x RS422 output,
Linee otticamente isolate	1 x Optical isolated input, 0 x Optical isolated input,
Connettore I/O	12-pin Hirose HR10A-10P-12S
Alimentazione	21 to 25VDC, Power over Ethernet (POE+)
Consumo energetico	External: 30 W (typical)

Condizioni operative

Temperatura operativa	-10 °C to 70 °C (custodia)

Proprietà meccaniche

Dimensioni custodia (L x P x A in mm)	107 × 80 × 80
Vetro filtro/protezione	IR-Cut - 680nm
Classe IP	IP30
Attacco/i obiettivo	M72x0.75
Peso	810 g

Interfacce

Interfaccia digitale	10gige
Connettore interfaccia	(RJ-45)
Standard Vision	GigE Vision 2.0

Funzioni FW – Controllo immagine

Modalità di esposizione	manual, auto
Modalità di guadagno	auto, manual
Modalità di bilanciamento del bianco	auto, manual
Funzioni di controllo immagine	roi, lut, mirror-image, dpc, shading-correction, ffc

Funzioni FW – Controllo fotocamera

Modalità di trigger/sincronizzazione	internal, software, external
Funzioni di controllo della fotocamera	User Sets, POE, PWM(4), Sequencer,

Efficienza quantica

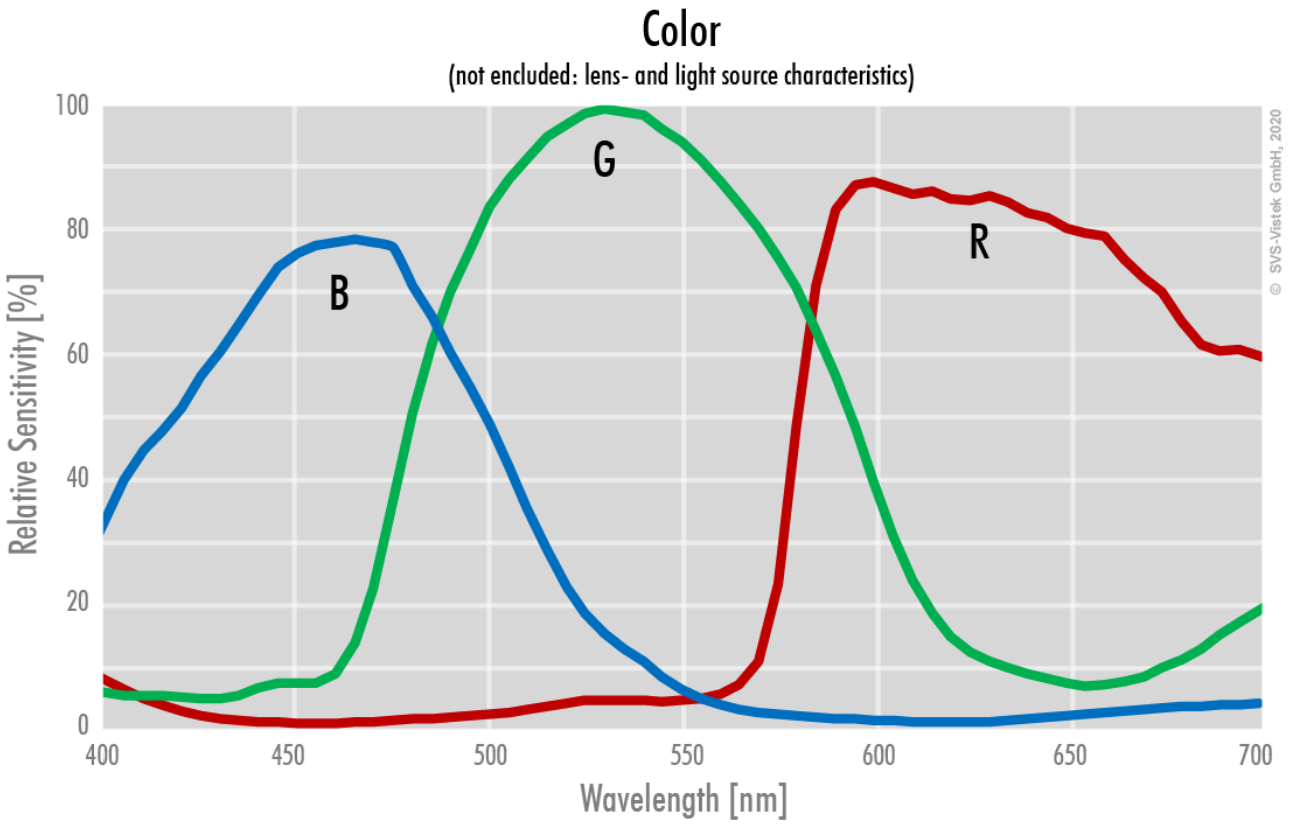

Disegno tecnico

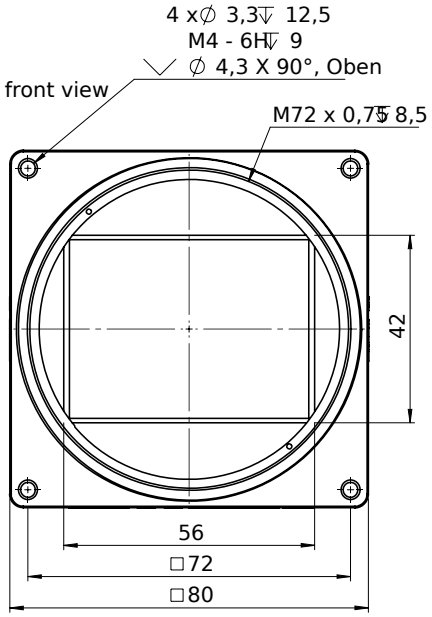

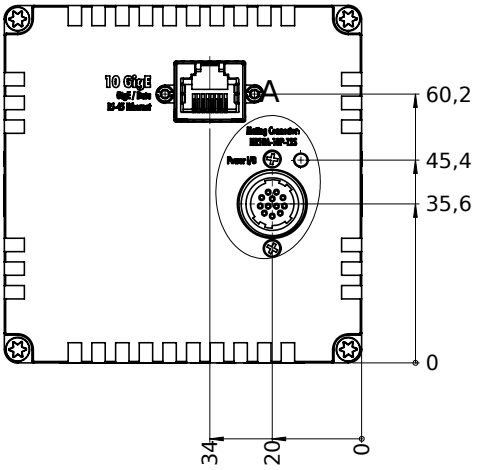

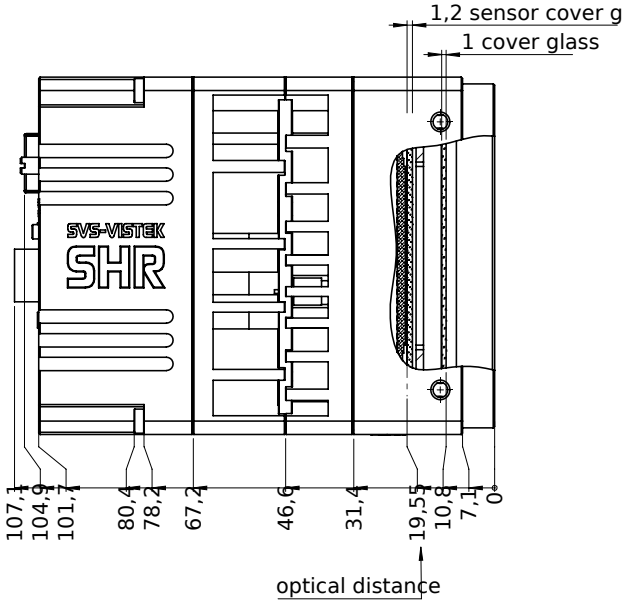

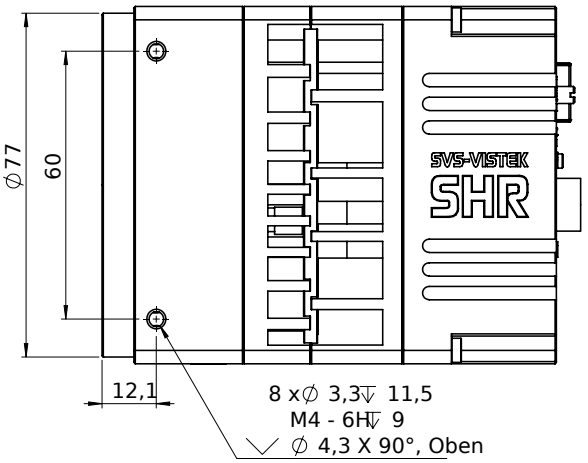

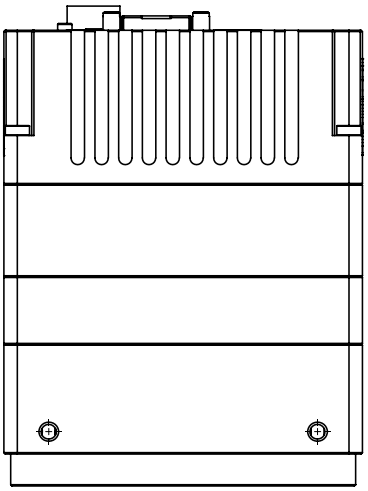

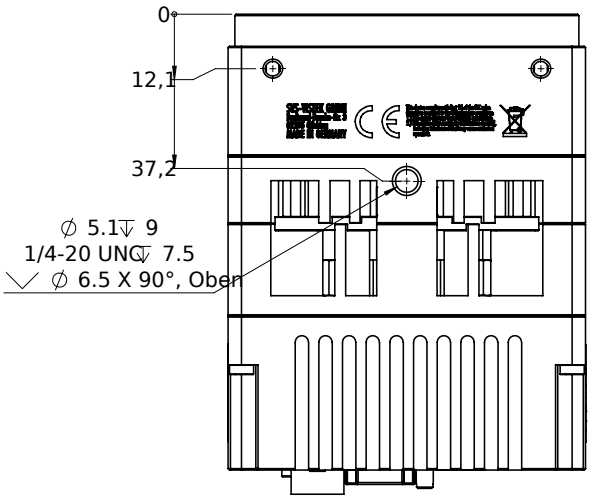

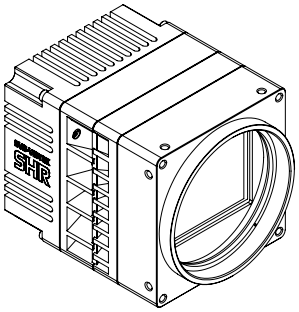

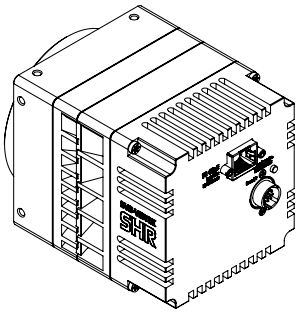

Assegnazione pin I/O

Hirose 12 Pin

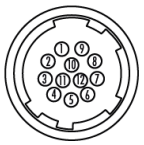

1	VIN –	(GND)	7	OUT 1	(open drain)
2	VIN +	(10 V to 25 V DC)	8	OUT 2	(open drain)
3	IN 4	(RXD RS232)	9	IN 3 +	(opto In +)
4	OUT 4	(TXD RS232)	10	IN 3 –	(opto In –)
5	IN 1	(0 - 24V)	11	OUT 3	(open drain)
6	IN 2	(0 - 24V)	12	OUT 0	(open drain)