Allied Vision



SHR 10GigE

shr661CXGE

Generale

Modello	shr661CXGE
Codice prodotto	F004144
Serie di prodotti	SHR 10GigE
Stato	Available

Sensore

Tipo di sensore	Area scan
Croma	Color
Spettro	Visible
Gamma spettrale	400 nm to 1000 nm
Risoluzione	13,392 × 9,528 (127.60 MP)
Modello sensore	Sony IMX661
Architettura sensore (Materiale)	cmos
Tipi di otturatore	Global shutter (GS)
Dimensione sensore	46.2 × 32.87 mm (56.7 mm, Type 3.6)
Dimensione pixel	3.45 µm × 3.45 µm

Formati pixel

Profondità bit sensore	8-bit, 12-bit
Formati pixel RGB	bayer8, bayer12packed

Prestazioni di imaging

Gamma dinamica	74.4 dB
SNR	41.5 dB

Tempi e guadagno

Frequenza fotogrammi max.	8.2 fps
Tempo di esposizione	163 µs to 60 s
Guadagno	0.0 dB to 36.0 dB

I/O e alimentazione

Linee non isolate	0 x LVDS input, 0 x LVDS output, 0 x TTL input, 0 x TTL output, 2 x 24V input, 4 x Open drain output,
Linee non isolate specifiche	1 x RS232 input, 1 x RS232 output, 0 x RS422 input, 0 x RS422 output,
Linee otticamente isolate	1 x Optical isolated input, 0 x Optical isolated input,
Connettore I/O	12-pin Hirose HR10A-10P-12S
Alimentazione	10 to 25VDC, Power over Ethernet (POE+, in option -P)
Consumo energetico	External: 18 W (typical)

Condizioni operative

Temperatura operativa	-10 °C to 60 °C (custodia)

Proprietà meccaniche

Dimensioni custodia (L x P x A in mm)	83 × 80 × 80
Vetro filtro/protezione	IR-Cut - 680nm
Classe IP	IP30
Attacco/i obiettivo	M72x0.75
Peso	580 g

Memoria onboard e FPGA

Memoria non volatile (Flash)	32 MByte

Interfacce

Interfaccia digitale	10gige
Connettore interfaccia	(RJ-45)
Standard Vision	GigE Vision 2.0

Funzioni FW – Controllo immagine

Modalità di esposizione	manual, auto, external
Modalità di guadagno	auto, manual

Funzioni FW – Controllo immagine

Modalità di bilanciamento del bianco	auto, manual
Funzioni di controllo immagine	lut, mirror-image, dpc, shading-correction, ffc

Funzioni FW – Controllo fotocamera

Modalità di trigger/sincronizzazione	internal, software, external
Funzioni di controllo della fotocamera	User Sets, POE, PWM(4), Sequencer,

Efficienza quantica

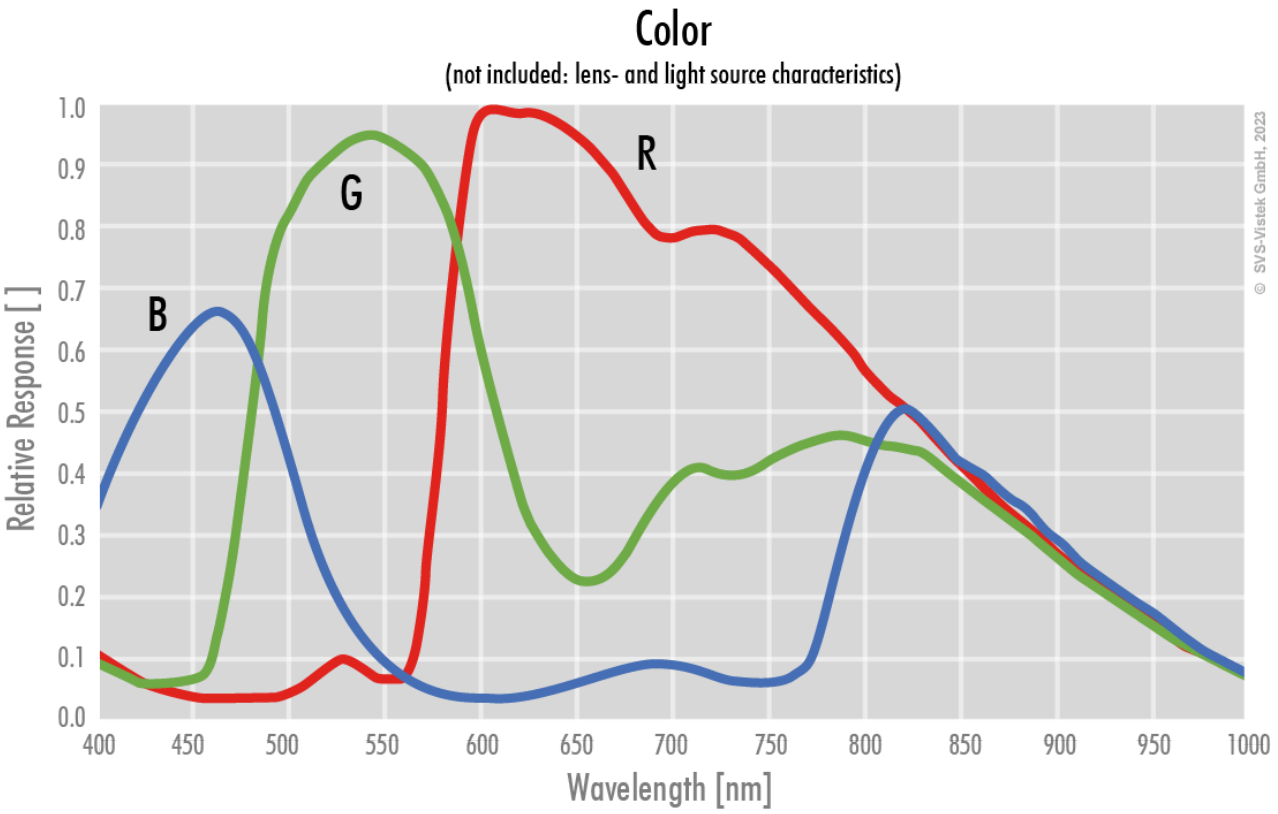

Allied Vision

Disegno tecnico

front

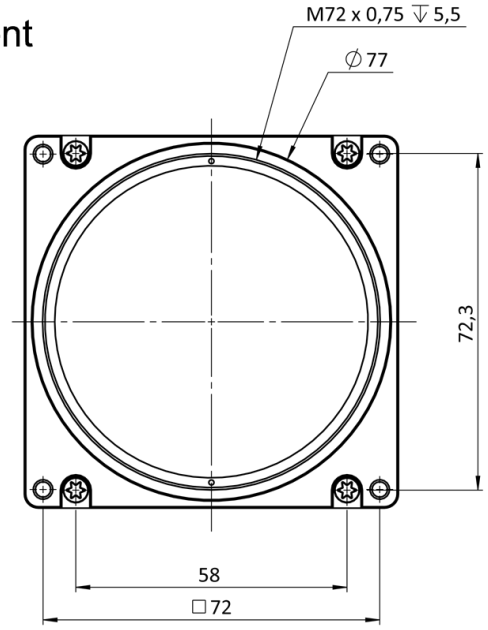

back

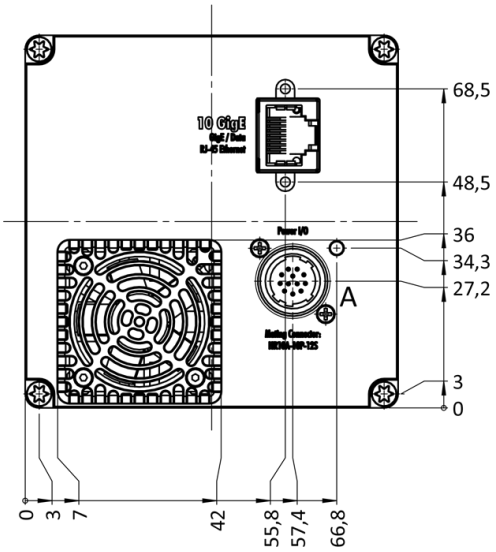

cross section

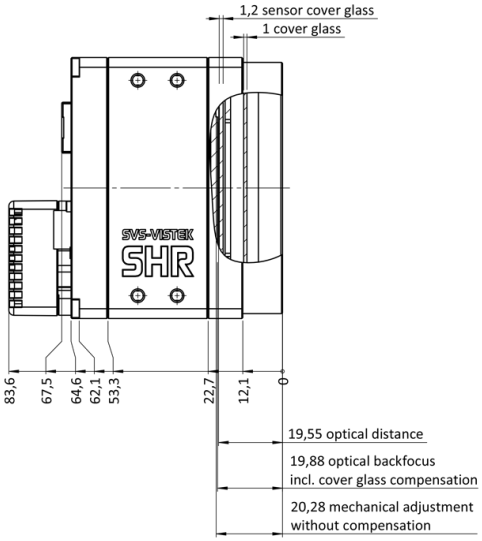

right side

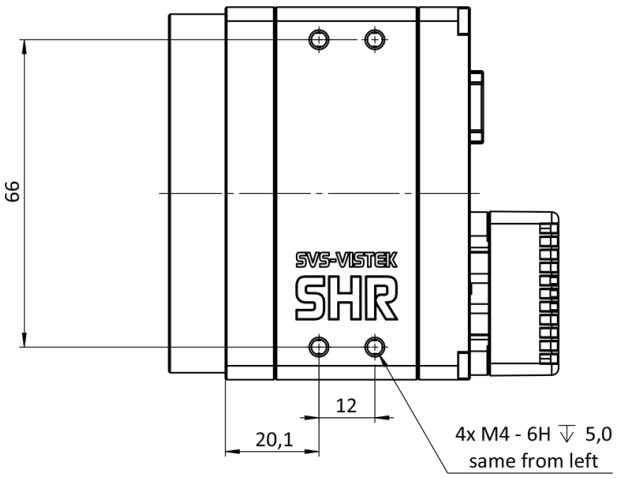

top

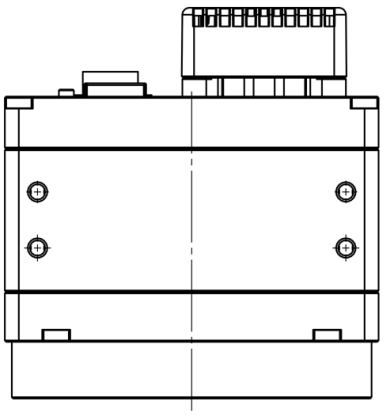

bottom

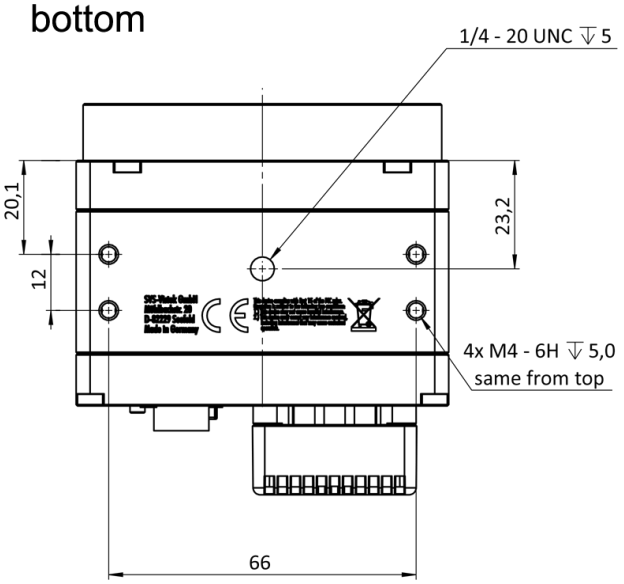

3D

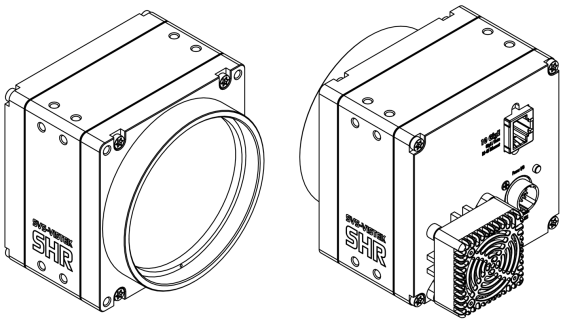

Assegnazione pin I/O

Hirose 12 Pin

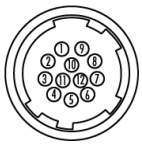

1	VIN –	(GND)	7	OUT 1	(open drain)
2	VIN +	(10 V to 25 V DC)	8	OUT 2	(open drain)
3	IN 4	(RXD RS232)	9	IN 3 +	(opto In +)
4	OUT 4	(TXD RS232)	10	IN 3 –	(opto In –)
5	IN 1	(0 - 24V)	11	OUT 3	(open drain)
6	IN 2	(0 - 24V)	12	OUT 0	(open drain)