Allied Vision



HR CoaXPress

hr65CCX12

Generale

Modello	hr65CCX12
Codice prodotto	F004174
Serie di prodotti	HR CoaXPress
Stato	Available

Sensore

Tipo di sensore	Area scan
Croma	Color
Spettro	Visible
Gamma spettrale	400 nm to 1000 nm
Risoluzione	9,344 × 7,000 (65.00 MP)
Modello sensore	Gpixel GMAX3265
Architettura sensore (Materiale)	cmos
Tipi di otturatore	Global shutter (GS)
Dimensione sensore	29.9 × 22.4 mm (37.36 mm, Type 2.3)
Dimensione pixel	3.20 µm × 3.20 µm

Formati pixel

Profondità bit sensore	8-bit, 10-bit
Formati pixel RGB	bayer8, bayer10

Prestazioni di imaging

Gamma dinamica	65.6 dB
SNR	40 dB

Tempi e guadagno

Frequenza fotogrammi max.	71 fps
Tempo di esposizione	12 µs to 60 s
Guadagno	0.0 dB to 18.0 dB

I/O e alimentazione

Linee non isolate	0 x LVDS input, 0 x LVDS output, 0 x TTL input, 0 x TTL output, 2 x 24V input, 4 x Open drain output,
Linee non isolate specifiche	1 x RS232 input, 1 x RS232 output, 0 x RS422 input, 0 x RS422 output,
Linee otticamente isolate	1 x Optical isolated input, 0 x Optical isolated input,
Connettore I/O	12-pin Hirose HR10A-10P-12S
Alimentazione	10 to 25VDC
Consumo energetico	External: 18 W (typical)

Condizioni operative

Temperatura operativa	-10 °C to 60 °C (custodia)

Proprietà meccaniche

Dimensioni custodia (L x P x A in mm)	76 × 70 × 70
Vetro filtro/protezione	IR-Cut - 680nm
Classe IP	IP30
Attacco/i obiettivo	M58x0.75
Peso	420 g

Memoria onboard e FPGA

Memoria non volatile (Flash)	32 MByte

Interfacce

Interfaccia digitale	cxp-12 with 4 connections
Connettore interfaccia	(micro-BNC)
Standard Vision	CoaXPress 2.0

Funzioni FW – Controllo immagine

Modalità di esposizione	manual, auto, external
Modalità di guadagno	auto, manual

Funzioni FW – Controllo immagine

Modalità di bilanciamento del bianco	auto, manual
Funzioni di controllo immagine	roi, lut, mirror-image

Funzioni FW – Controllo fotocamera

Modalità di trigger/sincronizzazione	internal, software, external
Funzioni di controllo della fotocamera	User Sets, PWM(4), Sequencer,

Efficienza quantica

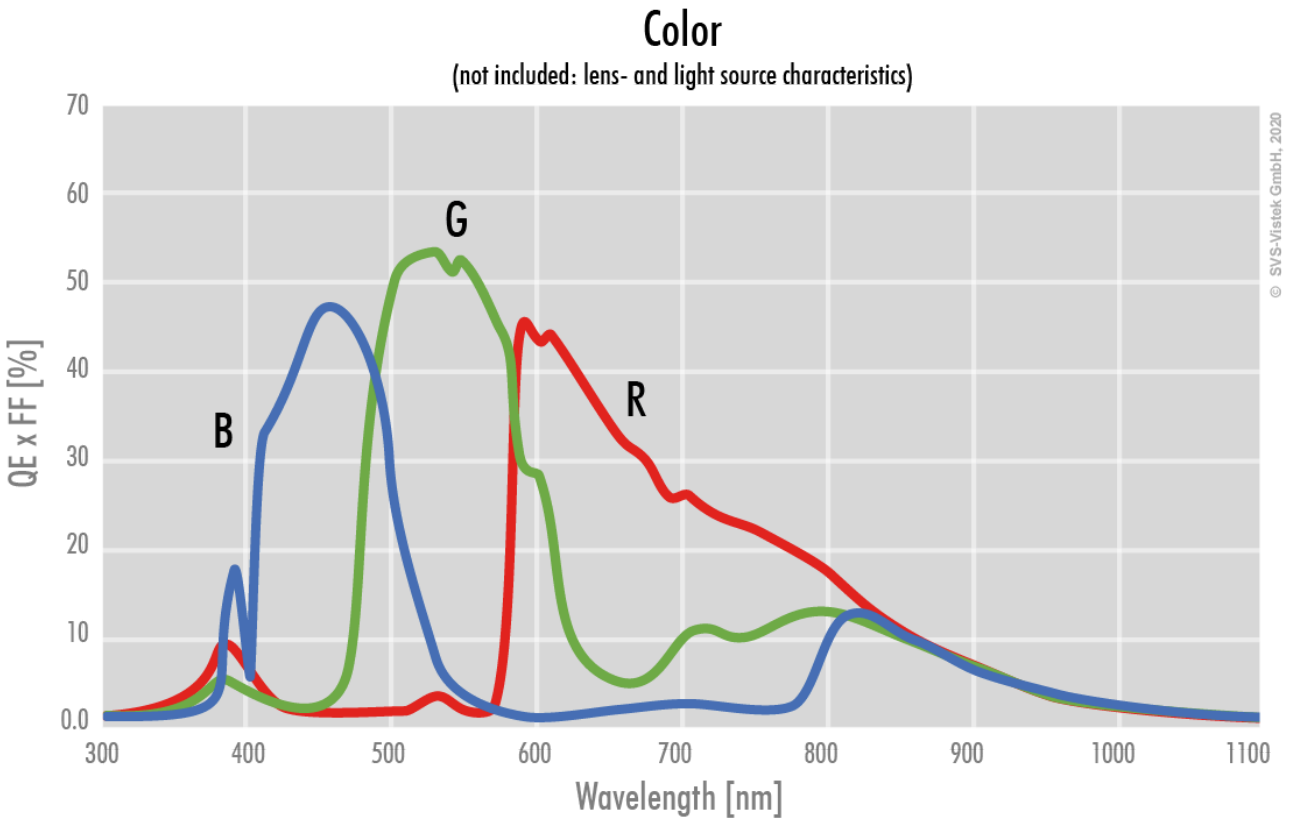

Disegno tecnico

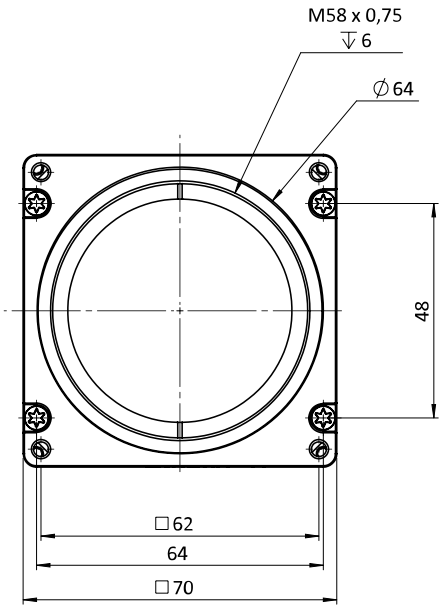

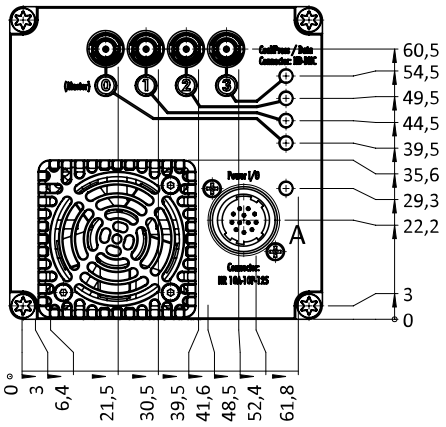

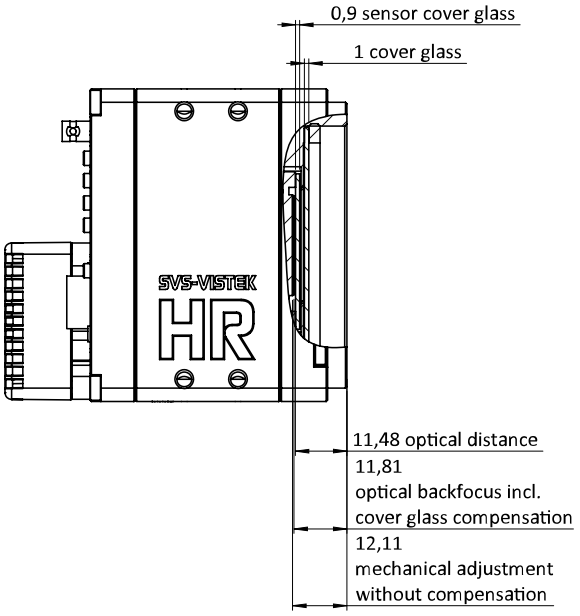

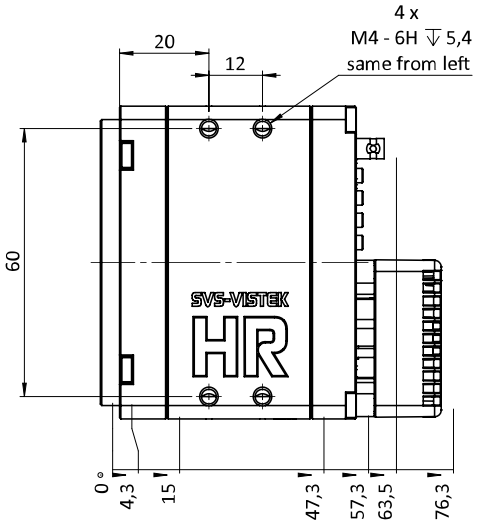

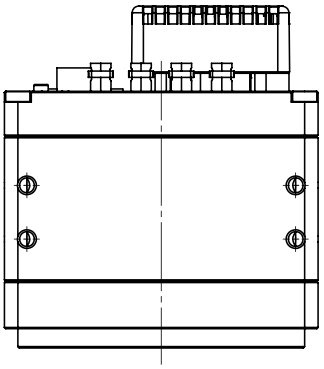

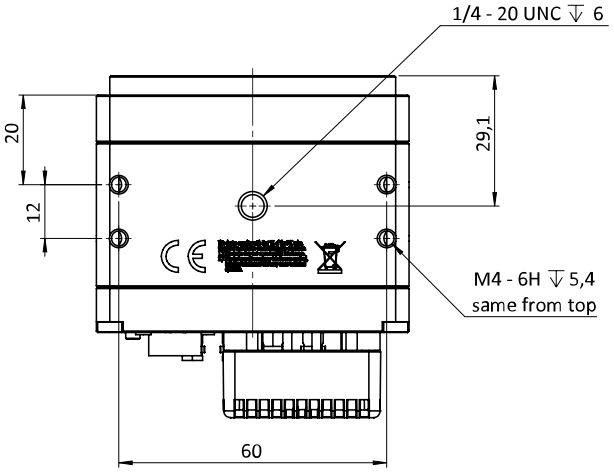

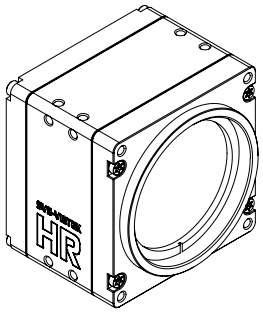

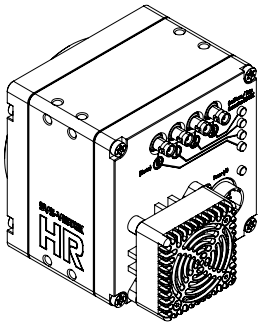

Assegnazione pin I/O

Hirose 12 Pin

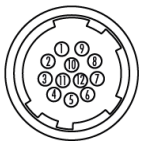

1	VIN –	(GND)	7	OUT 1	(open drain)
2	VIN +	(10 V to 25 V DC)	8	OUT 2	(open drain)
3	IN 4	(RXD RS232)	9	IN 3 +	(opto In +)
4	OUT 4	(TXD RS232)	10	IN 3 –	(opto In –)
5	IN 1	(0 - 24V)	11	OUT 3	(open drain)
6	IN 2	(0 - 24V)	12	OUT 0	(open drain)