Allied Vision



HR CoaXPress

hr342MCX

Generale

Modello	hr342MCX
Codice prodotto	F004072
Serie di prodotti	HR CoaXPress
Stato	Available

Sensore

Tipo di sensore	Area scan
Croma	Mono
Spettro	Visible
Gamma spettrale	400 nm to 1000 nm
Risoluzione	6,464 × 4,852 (31.40 MP)
Modello sensore	Sony IMX342
Architettura sensore (Materiale)	cmos
Tipi di otturatore	Global shutter (GS)
Dimensione sensore	22.3 × 16.74 mm (27.88 mm, Type APS-C)
Dimensione pixel	3.45 µm × 3.45 µm

Formati pixel

Profondità bit sensore	8-bit, 12-bit
Formati pixel monocromatici	mono8, mono12

Prestazioni di imaging

Gamma dinamica	70.5 dB
SNR	39.9 dB

Tempi e guadagno

Frequenza fotogrammi max.	35.7 fps
Tempo di esposizione	19 µs to 60 s
Guadagno	0.0 dB to 48.0 dB

I/O e alimentazione

Linee non isolate	0 x LVDS input, 0 x LVDS output, 0 x TTL input, 0 x TTL output, 2 x 24V input, 4 x Open drain output,
Linee non isolate specifiche	1 x RS232 input, 1 x RS232 output, 0 x RS422 input, 0 x RS422 output,
Linee otticamente isolate	1 x Optical isolated input, 0 x Optical isolated input,
Connettore I/O	12-pin Hirose HR10A-10P-12S
Alimentazione	10 to 25VDC, Power over CoaXPress
Consumo energetico	External: 12 W (typical)

Condizioni operative

Temperatura operativa	-10 °C to 65 °C (custodia)

Proprietà meccaniche

Dimensioni custodia (L x P x A in mm)	78 × 70 × 70
Vetro filtro/protezione	N-BK7 - AR coating
Classe IP	IP30
Attacco/i obiettivo	M58x0.75
Peso	400 g

Memoria onboard e FPGA

Memoria non volatile (Flash)	160 MByte

Interfacce

Interfaccia digitale	cxp-6 with 4 connections
Connettore interfaccia	(Din1.0/2.3)
Standard Vision	CoaXPress 1.0

Funzioni FW – Controllo immagine

Modalità di esposizione	manual, auto
Modalità di guadagno	auto, manual

Funzioni FW – Controllo immagine

Funzioni di controllo immagine	roi, lut, mirror-image, dpc, shading-correction, ffc

Funzioni FW – Controllo fotocamera

Modalità di trigger/sincronizzazione	internal, software, external
Funzioni di controllo della fotocamera	PoCxP, User Sets, PWM(4), Sequencer,

Efficienza quantica

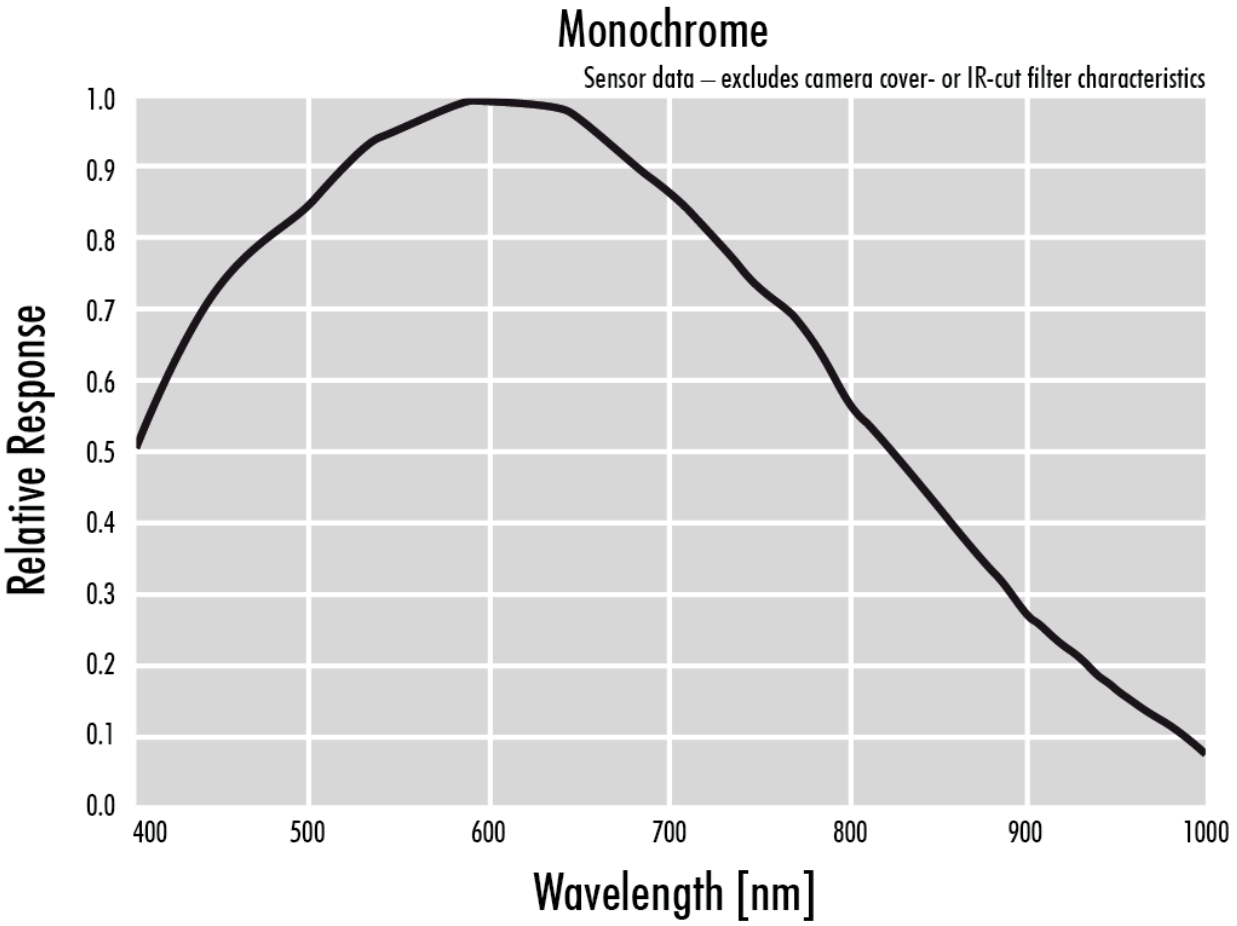

Disegno tecnico

front view

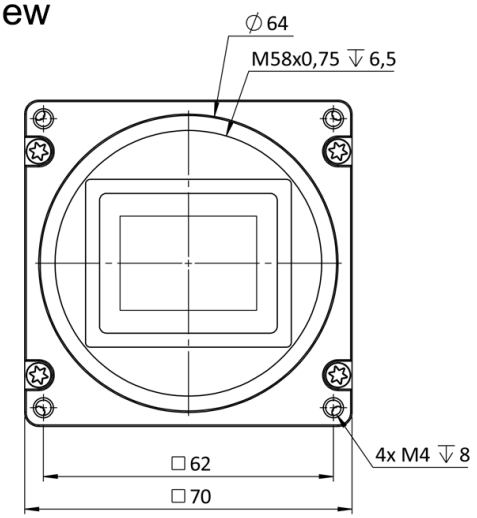

back view

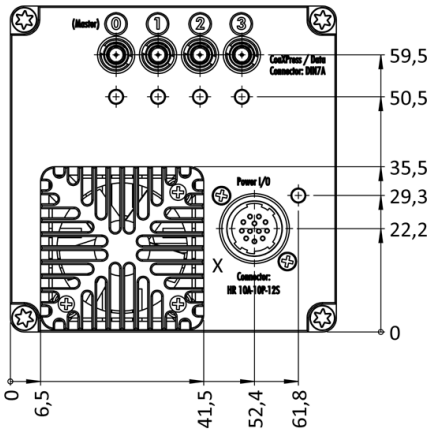

cross section

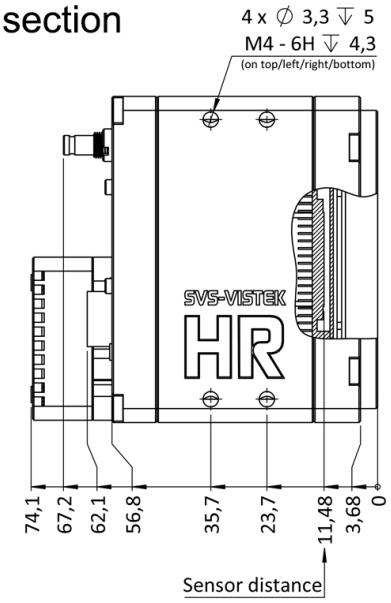

right view

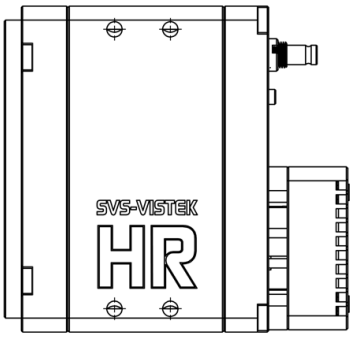

top view

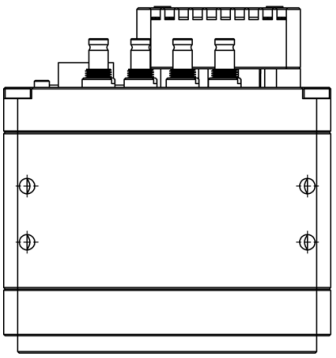

bottom view

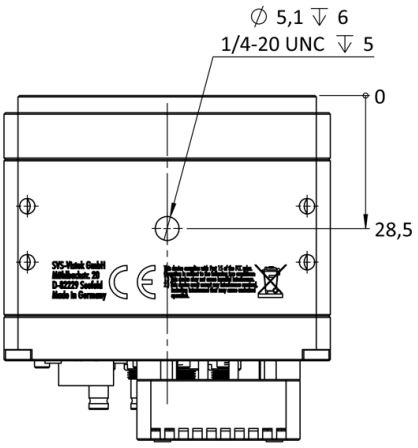

3D view

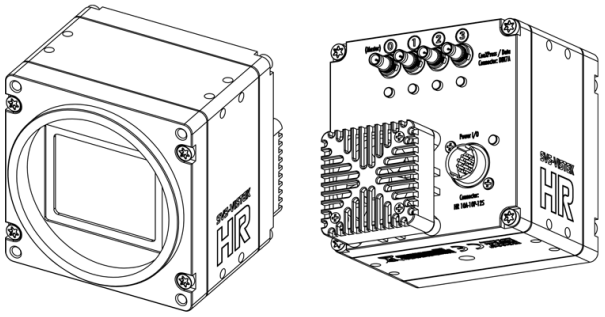

Assegnazione pin I/O

Hirose 12 Pin



1	VIN –	(GND)	7	OUT 1	(open drain)
2	VIN +	(10 V to 25 V DC)	8	OUT 2	(open drain)
3	IN 4	(RXD RS232)	9	IN 3 +	(opto In +)
4	OUT 4	(TXD RS232)	10	IN 3 –	(opto In –)
5	IN 1	(0 - 24V)	11	OUT 3	(open drain)
6	IN 2	(0 - 24V)	12	OUT 0	(open drain)