Allied Vision



HR Camera Link

hr65MCL

Generale

Modello	hr65MCL
Codice prodotto	F004133
Serie di prodotti	HR Camera Link
Stato	Available

Sensore

Tipo di sensore	Area scan
Croma	Mono
Spettro	Visible
Gamma spettrale	400 nm to 1000 nm
Risoluzione	9,344 × 7,000 (65.00 MP)
Modello sensore	Gpixel GMAX3265
Architettura sensore (Materiale)	cmos
Tipi di otturatore	Global shutter (GS)
Dimensione sensore	29.9 × 22.4 mm (37.36 mm, Type 2.3)
Dimensione pixel	3.20 µm × 3.20 µm

Formati pixel

Profondità bit sensore	8-bit, 10-bit
Formati pixel monocromatici	mono8, mono10

Prestazioni di imaging

Gamma dinamica	65.6 dB
SNR	40 dB

Tempi e guadagno

Frequenza fotogrammi max.	13 fps
Tempo di esposizione	21 µs to 60 s
Guadagno	0.0 dB to 18.0 dB

I/O e alimentazione

Linee non isolate	0 x LVDS input, 0 x LVDS output, 0 x TTL input, 0 x TTL output, 2 x 24V input, 4 x Open drain output,
Linee non isolate specifiche	1 x RS232 input, 1 x RS232 output, 0 x RS422 input, 0 x RS422 output,
Linee otticamente isolate	1 x Optical isolated input, 0 x Optical isolated input,
Connettore I/O	12-pin Hirose HR10A-10P-12S
Alimentazione	10 to 25VDC
Consumo energetico	External: 9 W (typical)

Condizioni operative

Temperatura operativa	-10 °C to 45 °C (ambiente, senza condensa)

Proprietà meccaniche

Dimensioni custodia (L x P x A in mm)	76 × 70 × 70
Vetro filtro/protezione	N-BK7 - AR coating
Classe IP	IP30
Attacco/i obiettivo	M58x0.75
Peso	420 g

Memoria onboard e FPGA

Memoria non volatile (Flash)	32 MByte

Interfacce

Interfaccia digitale	camera link 80-bit
Connettore interfaccia	SDR

Funzioni FW – Controllo immagine

Modalità di esposizione	manual, auto, external
Modalità di guadagno	auto, manual
Funzioni di controllo immagine	lut, mirror-image, dpc, shading-correction, ffc

Funzioni FW – Controllo fotocamera

Modalità di trigger/sincronizzazione	internal, software, external
Funzioni di controllo della fotocamera	User Sets, PWM(4), Sequencer,

Efficienza quantica



Disegno tecnico

front

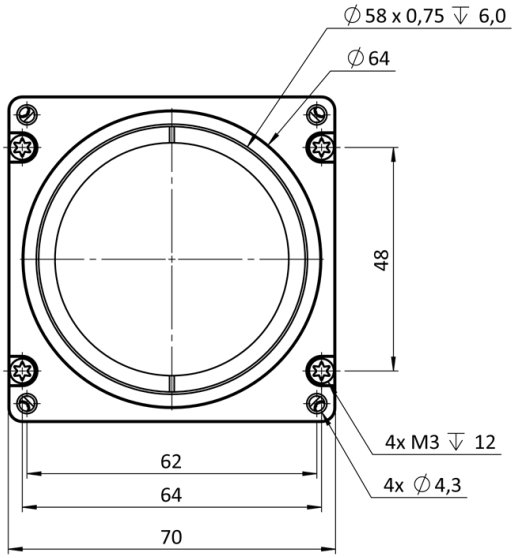

back

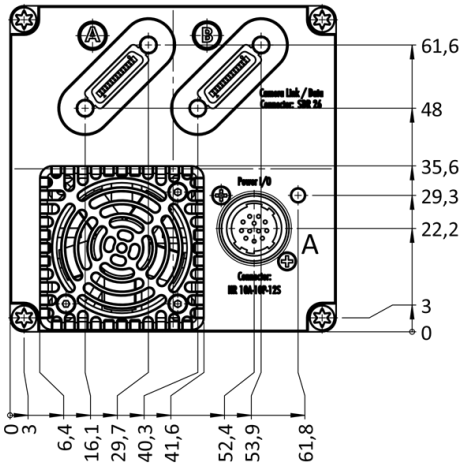

cross section

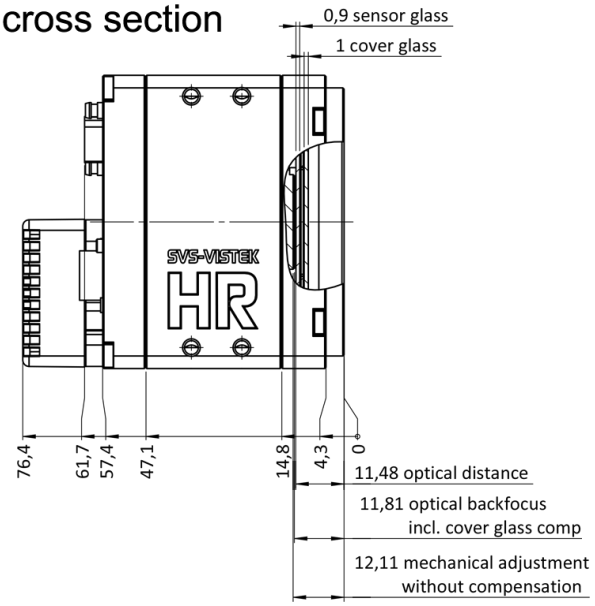

right side

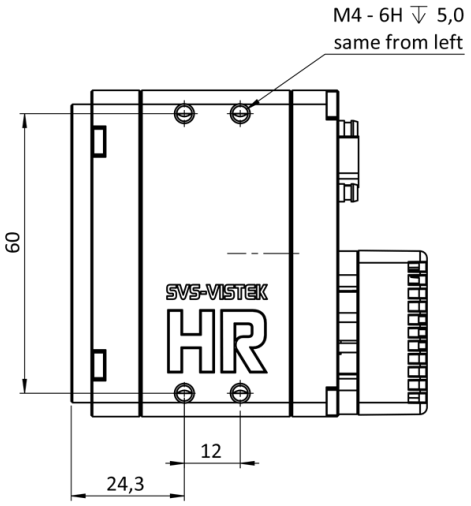

top

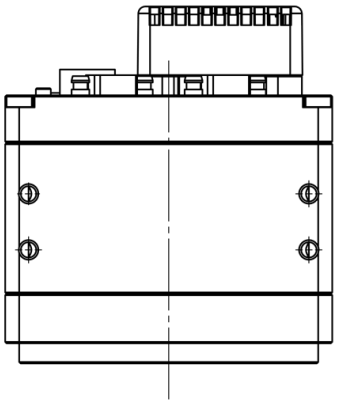

bottom

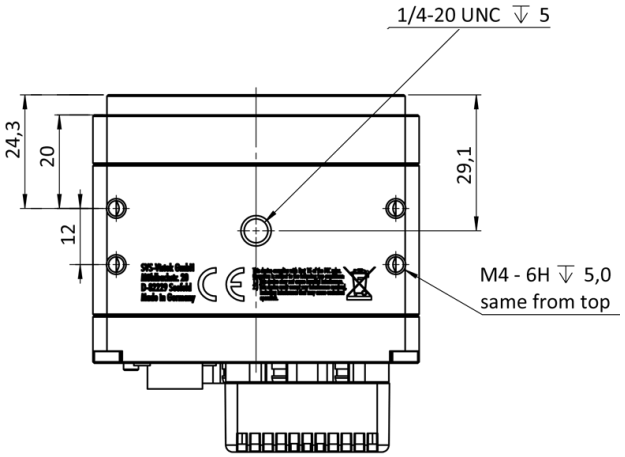

3D

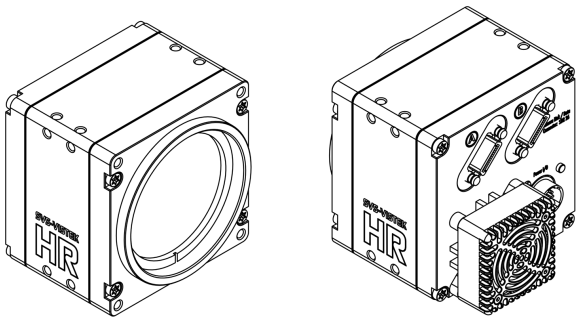

Assegnazione pin I/O

Hirose 12 Pin

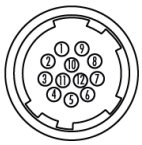

1	VIN –	(GND)	7	OUT 1	(open drain)
2	VIN +	(10 V to 25 V DC)	8	OUT 2	(open drain)
3	IN 4	(RXD RS232)	9	IN 3 +	(opto In +)
4	OUT 4	(TXD RS232)	10	IN 3 –	(opto In –)
5	IN 1	(0 - 24V)	11	OUT 3	(open drain)
6	IN 2	(0 - 24V)	12	OUT 0	(open drain)