Allied Vision



FXO CoaXPress

fxo421CCX12-2C

Generale

Modello	fxo421CCX12-2C
Codice prodotto	F002266
Serie di prodotti	FXO CoaXPress
Stato	Available

Sensore

Tipo di sensore	Area scan
Croma	Color
Spettro	Visible
Gamma spettrale	400 nm to 1000 nm
Risoluzione	1,936 × 1,464 (2.80 MP)
Modello sensore	Sony IMX421
Architettura sensore (Materiale)	cmos
Tipi di otturatore	Global shutter (GS)
Dimensione sensore	8.71 × 6.59 mm (10.92 mm, Type 2/3)
Dimensione pixel	4.50 µm × 4.50 µm

Formati pixel

Profondità bit sensore	12-bit, 8-bit
Formati pixel RGB	bayer12, bayer8

Tempi e guadagno

Frequenza fotogrammi max.	413.5 fps
Tempo di esposizione	7 µs to 60 s
Guadagno	0.0 dB to 48.0 dB

I/O e alimentazione

Linee non isolate	0 x LVDS input, 0 x LVDS output, 0 x TTL input, 0 x TTL output, 2 x 24V input, 4 x Open drain output,
Linee non isolate specifiche	1 x RS232 input, 1 x RS232 output, 0 x RS422 input, 0 x RS422 output,
Linee otticamente isolate	1 x Optical isolated input, 0 x Optical isolated input,
Connettore I/O	12-pin Hirose HR10A-10P-12S
Alimentazione	10 to 25VDC, Power over CoaXPress
Consumo energetico	External: 13 W (typical)

Condizioni operative

Temperatura operativa	-10 °C to 60 °C (custodia)
Humidity	10 % to 90 % (non-condensing)

Proprietà meccaniche

Dimensioni custodia (L x P x A in mm)	73 × 50 × 50
Vetro filtro/protezione	IR-Cut - 680nm
Classe IP	IP30
Attacco/i obiettivo	C-Mount
Peso	240 g

Memoria onboard e FPGA

Memoria non volatile (Flash)	32 MByte

Interfacce

Interfaccia digitale	cxp-12 with 2 connections
Connettore interfaccia	(micro-BNC)
Standard Vision	CoaXPress 2.0

Funzioni FW – Controllo immagine

Modalità di esposizione	auto, external, manual
Modalità di guadagno	auto, manual
Modalità di bilanciamento del bianco	auto, manual
Funzioni di controllo immagine	lut, mirror-image, roi

Funzioni FW – Controllo fotocamera

Modalità di trigger/sincronizzazione	external, internal, software

Efficienza quantica

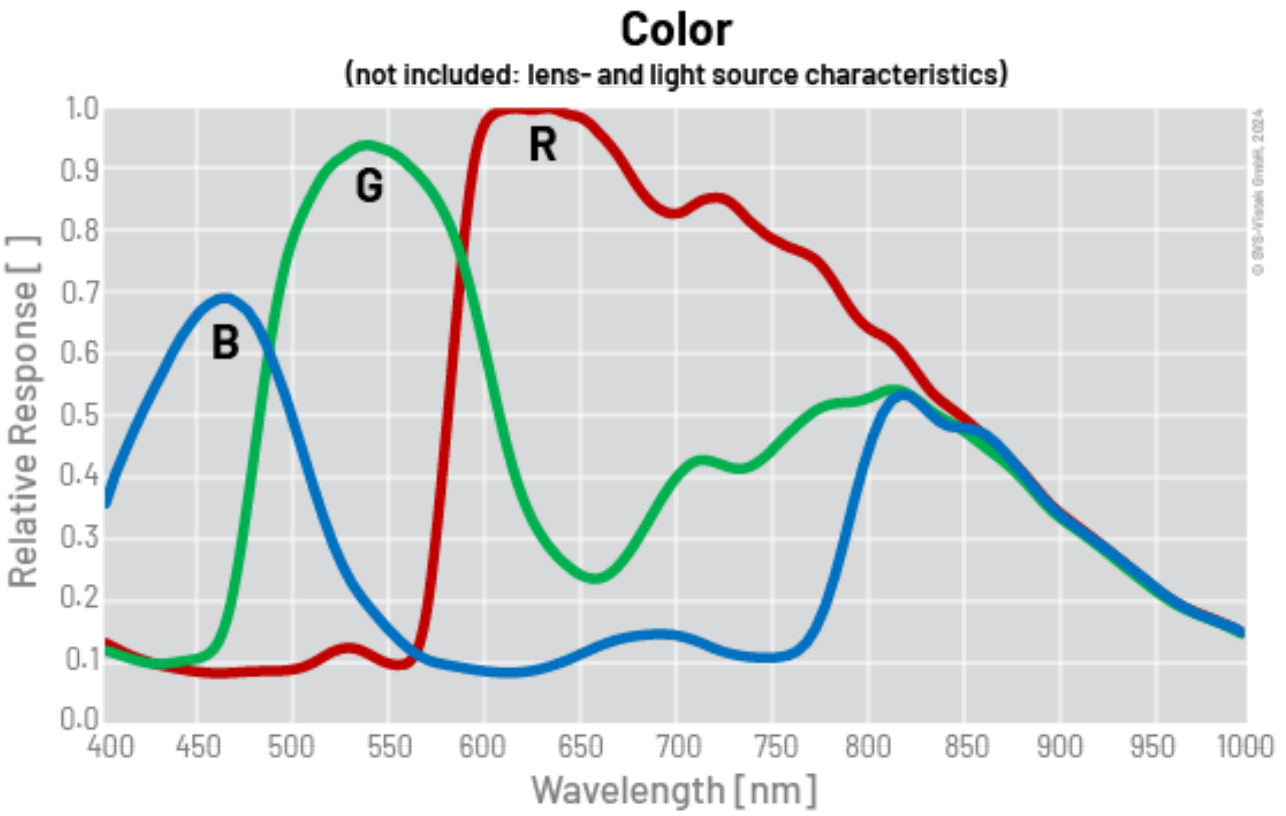

Disegno tecnico

back view

front view

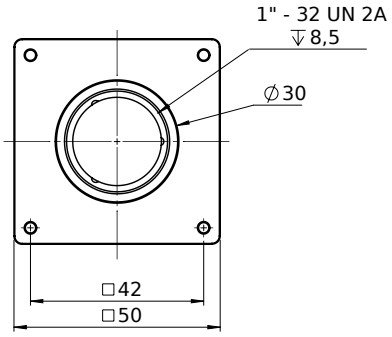

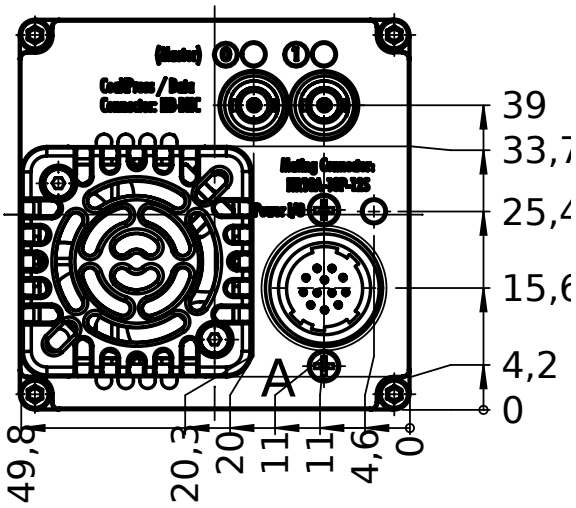

left view

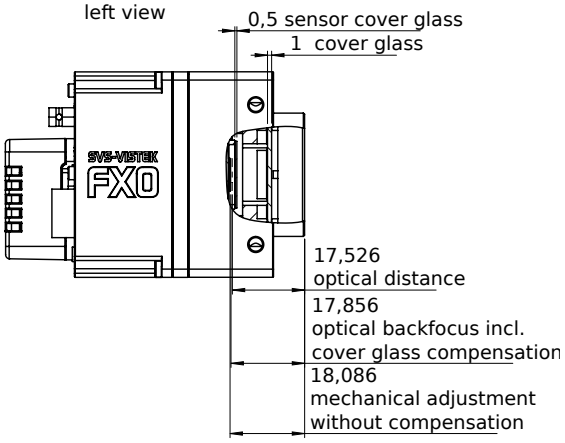

right view

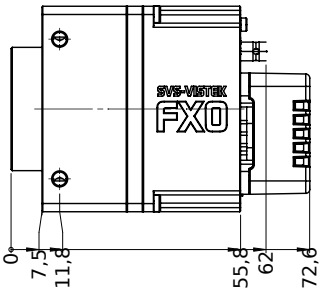

top view

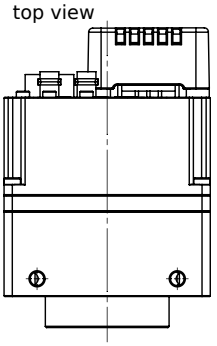

bottom view

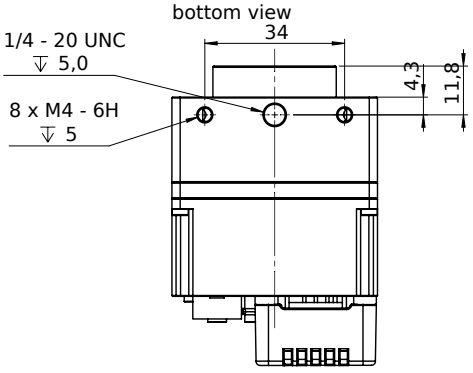



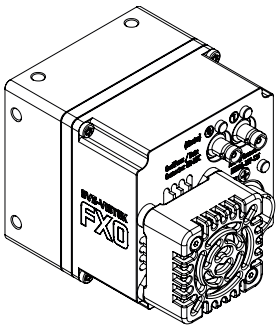

Assegnazione pin I/O

Hirose 12 Pin

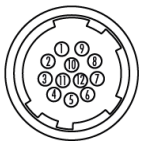

1	VIN –	(GND)	7	OUT 1	(open drain)
2	VIN +	(10 V to 25 V DC)	8	OUT 2	(open drain)
3	IN 4	(RXD RS232)	9	IN 3 +	(opto In +)
4	OUT 4	(TXD RS232)	10	IN 3 –	(opto In –)
5	IN 1	(0 - 24V)	11	OUT 3	(open drain)
6	IN 2	(0 - 24V)	12	OUT 0	(open drain)