Allied Vision

# FXO 10GigE

## fxo536MXGE



## Generale

| | |
|---|---|
| Modello | fxo536MXGE |
| Codice prodotto | F002451 |
| Serie di prodotti | FXO 10GigE |
| Stato | Available |

## Sensore

| | |
|---|---|
| Tipo di sensore | Area scan |
| Croma | Mono |
| Spettro | Visible |
| Gamma spettrale | 400 nm to 1000 nm |
| Risoluzione | 2,848 × 2,848 (8.10 MP) |
| Modello sensore | Sony IMX536 |
| Architettura sensore (Materiale) | cmos |
| Tipi di otturatore | Global shutter (GS) |
| Dimensione sensore | 7.8 × 7.8 mm (11.04 mm, Type 2/3) |
| Dimensione pixel | 2.74 µm × 2.74 µm |

## Formati pixel

| | |
|---|---|
| Profondità bit sensore | 12-bit, 8-bit |
| Formati pixel monocromatici | mono12, mono8 |

## Tempi e guadagno

| | |
|---|---|
| Frequenza fotogrammi max. | 149.8 fps |
| Tempo di esposizione | 5 µs to 60 s |
| Guadagno | 0.0 dB to 48.0 dB |

## I/O e alimentazione

| | |
|---|---|
| Linee non isolate | 0 x LVDS input, 0 x LVDS output, 0 x TTL input, 0 x TTL output, 2 x 24V input, 4 x Open drain output, |
| Linee non isolate specifiche | 1 x RS232 input, 1 x RS232 output, 0 x RS422 input, 0 x RS422 output, |
| Linee otticamente isolate | 1 x Optical isolated input, 0 x Optical isolated input, |
| Connettore I/O | 12-pin Hirose HR10A-10P-12S |
| Alimentazione | 10 to 25VDC |
| Consumo energetico | External: 12 W (typical) |

## Condizioni operative

| | |
|---|---|
| Temperatura operativa | -10 °C to 60 °C (custodia) |
| Humidity | 10 % to 90 % (non-condensing) |

## Proprietà meccaniche

| | |
|---|---|
| Dimensioni custodia (L x P x A in mm) | 76 × 50 × 50 |
| Vetro filtro/protezione | K9 - AR coating - 400-850nm |
| Classe IP | IP30 |
| Attacco/i obiettivo | C-Mount |
| Peso | 240 g |

## Memoria onboard e FPGA

| | |
|---|---|
| Buffer immagine (RAM) | 896 MByte |
| Memoria non volatile (Flash) | 32 MByte |

## Interfacce

| | |
|---|---|
| Interfaccia digitale | 10gige |
| Connettore interfaccia | (RJ-45) |
| Standard Vision | GigE Vision 2.0, 3.0 |

## Funzioni FW – Controllo immagine

| | |
|---|---|
| Modalità di esposizione | auto, external, manual |
| Modalità di guadagno | auto, manual |
| Modalità di bilanciamento del bianco | auto, manual |
| Funzioni di controllo immagine | dpc, ffc, lut, mirror-image, roi, shading-correction |

## Funzioni FW – Controllo fotocamera

| | |
|---|---|
| Modalità di trigger/sincronizzazione | external, internal, software |

## Efficienza quantica

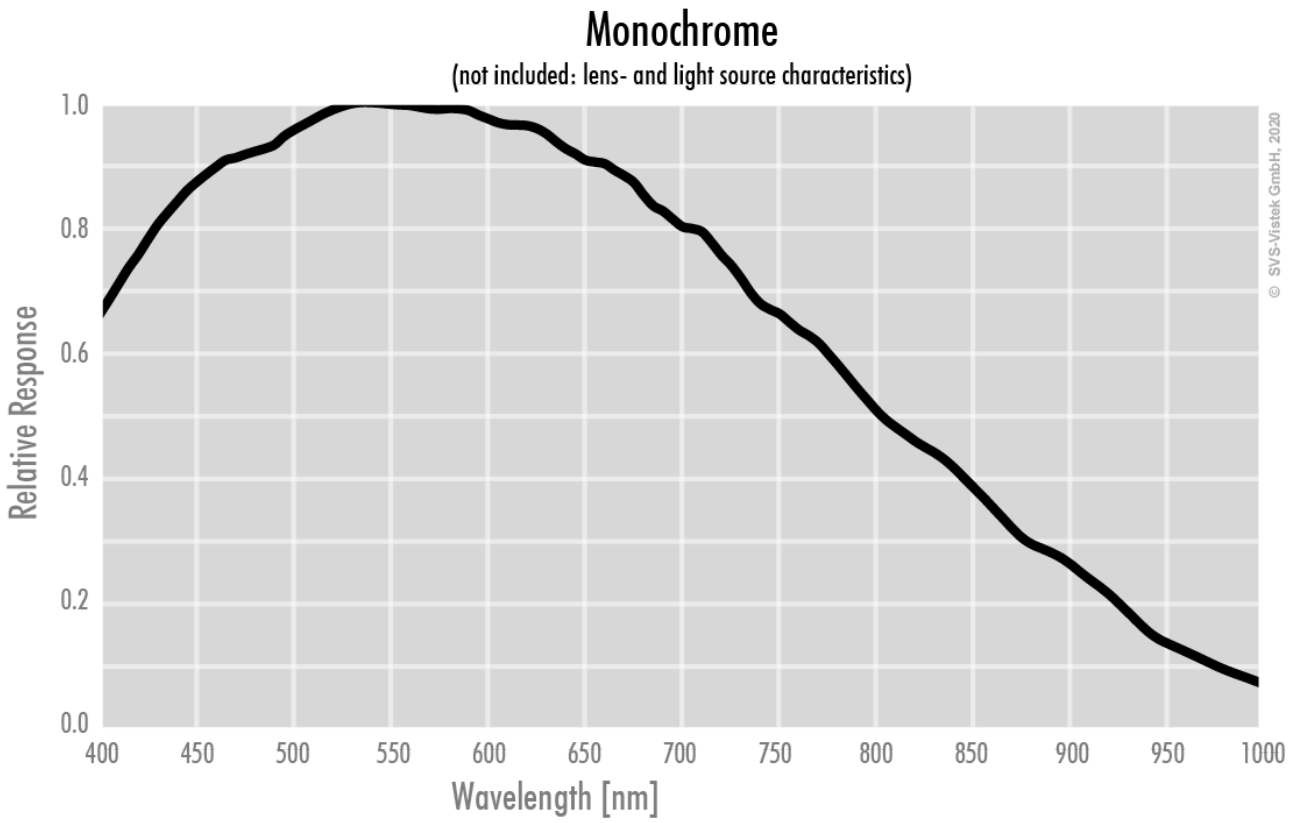

## Disegno tecnico

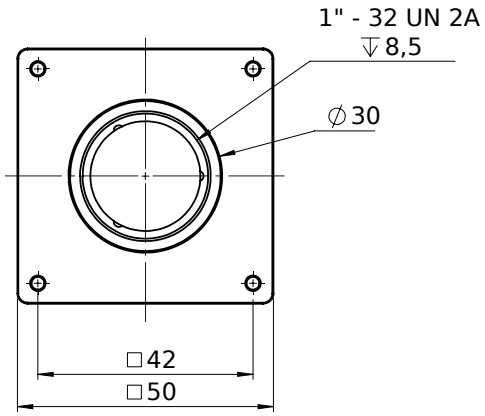


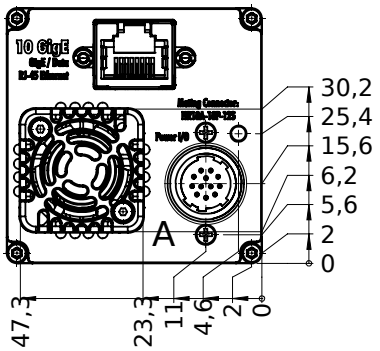


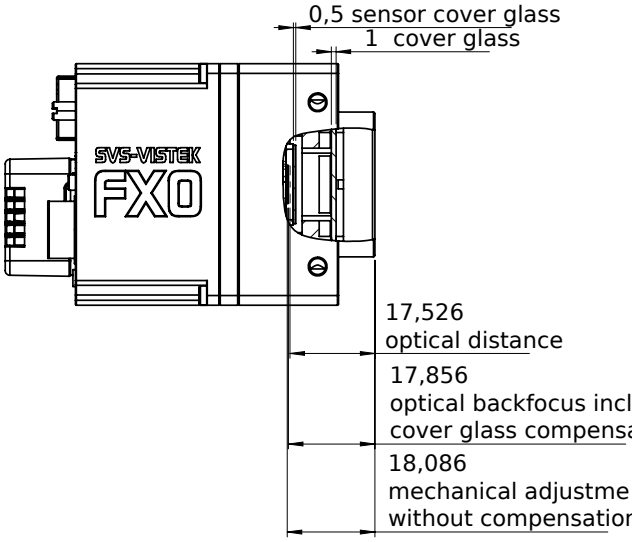


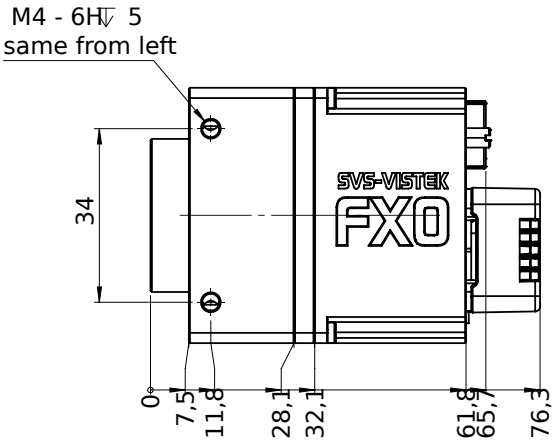

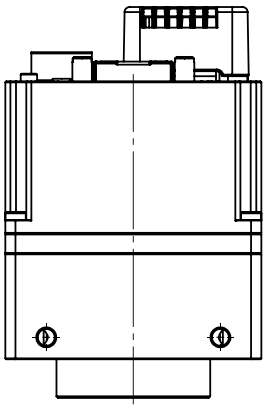

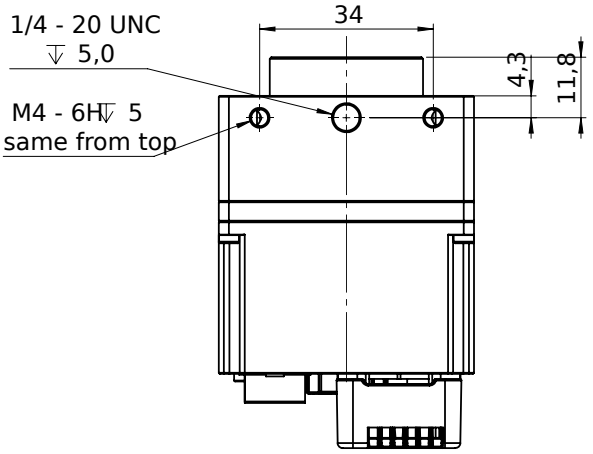


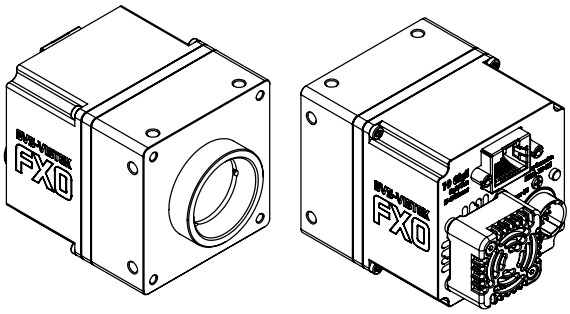

## Assegnazione pin I/O

Hirose 12 Pin

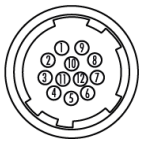

| | | | | | |
|---|---|---|---|---|---|
| 1 | VIN – | (GND) | 7 | OUT 1 | (open drain) |
| 2 | VIN + | (10 V to 25 V DC) | 8 | OUT 2 | (open drain) |
| 3 | IN 4 | (RXD RS232) | 9 | IN 3 + | (opto In +) |
| 4 | OUT 4 | (TXD RS232) | 10 | IN 3 – | (opto In –) |
| 5 | IN 1 | (0 - 24V) | 11 | OUT 3 | (open drain) |
| 6 | IN 2 | (0 - 24V) | 12 | OUT 0 | (open drain) |