Allied Vision

FXO 10GigE

fxo542MXGE



Generale

Modello	fxo542MXGE
Codice prodotto	F002094
Serie di prodotti	FXO 10GigE
Stato	Available

Sensore

Tipo di sensore	Area scan
Croma	Mono
Spettro	Visible
Gamma spettrale	400 nm to 1000 nm
Risoluzione	5,320 × 3,032 (16.10 MP)
Modello sensore	Sony IMX542
Architettura sensore (Materiale)	cmos
Tipi di otturatore	Global shutter (GS)
Dimensione sensore	14.58 × 8.31 mm (16.78 mm, Type 1.1)
Dimensione pixel	2.74 µm × 2.74 µm

Formati pixel

Profondità bit sensore	8-bit, 12-bit
Formati pixel monocromatici	mono8, mono12

Prestazioni di imaging

Gamma dinamica	72 dB
SNR	39.15 dB

Tempi e guadagno

Frequenza fotogrammi max.	45.6 fps
Tempo di esposizione	21 µs to 60 s
Guadagno	0.0 dB to 48.0 dB

I/O e alimentazione

Linee non isolate	0 x LVDS input, 0 x LVDS output, 0 x TTL input, 0 x TTL output, 2 x 24V input, 4 x Open drain output,
Linee non isolate specifiche	1 x RS232 input, 1 x RS232 output, 0 x RS422 input, 0 x RS422 output,
Linee otticamente isolate	1 x Optical isolated input, 0 x Optical isolated input,
Connettore I/O	12-pin Hirose HR10A-10P-12S
Alimentazione	10 to 25VDC, Power over Ethernet
Consumo energetico	External: 9 W (typical)

Condizioni operative

Temperatura operativa	-10 °C to 60 °C (custodia)

Proprietà meccaniche

Dimensioni custodia (L x P x A in mm)	76 × 50 × 50
Vetro filtro/protezione	K9 - AR coating - 400-850nm
Classe IP	IP30
Attacco/i obiettivo	C-Mount
Peso	240 g

Memoria onboard e FPGA

Buffer immagine (RAM)	896 MByte
Memoria non volatile (Flash)	32 MByte

Interfacce

Interfaccia digitale	10gige
Connettore interfaccia	(RJ-45)
Standard Vision	GigE Vision 2.0

Funzioni FW – Controllo immagine

Modalità di esposizione	manual, auto, external

Funzioni FW – Controllo immagine

Modalità di guadagno	auto, manual
Funzioni di controllo immagine	roi, lut, mirror-image, dpc, shading-correction, ffc

Funzioni FW – Controllo fotocamera

Modalità di trigger/sincronizzazione	internal, software, external
Funzioni di controllo della fotocamera	PTP, User Sets, POE, PWM(4), Sequencer,

Efficienza quantica

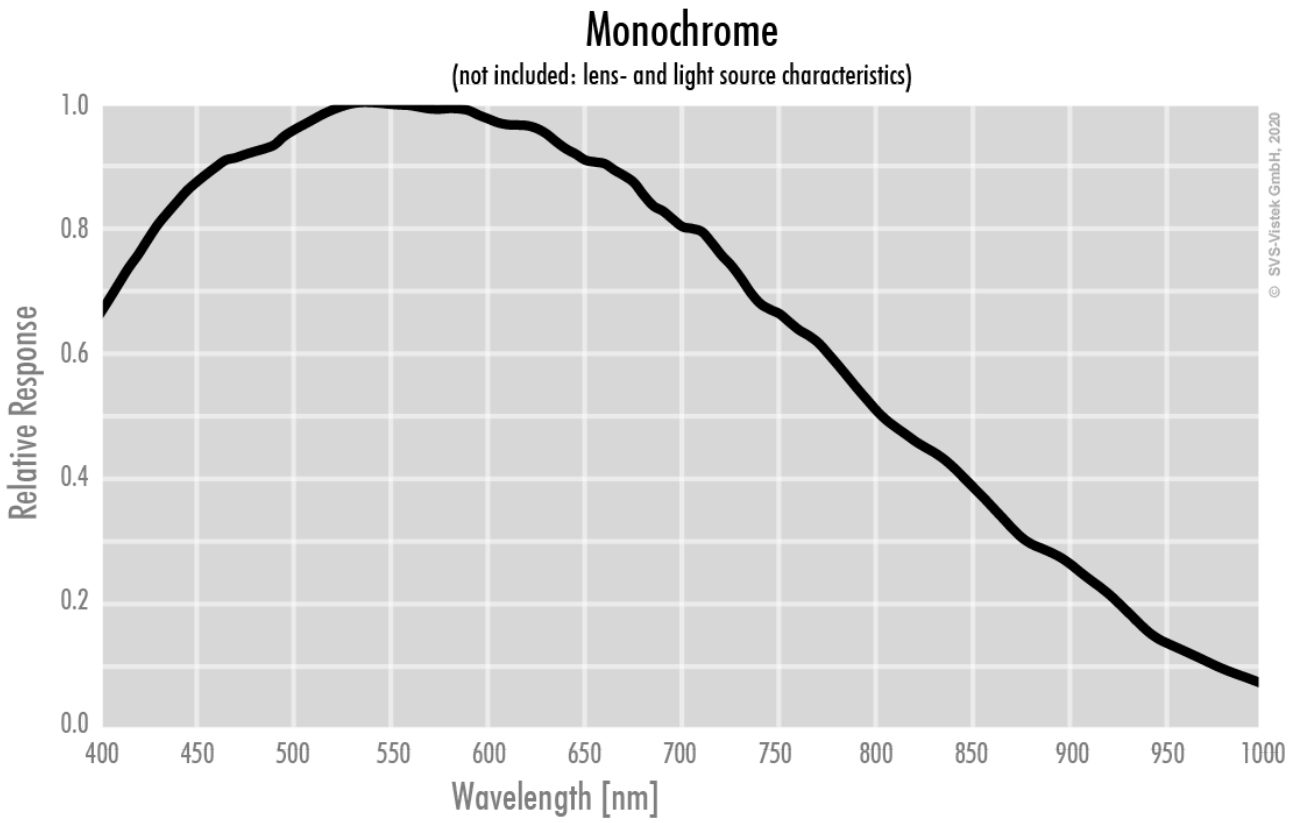

Disegno tecnico

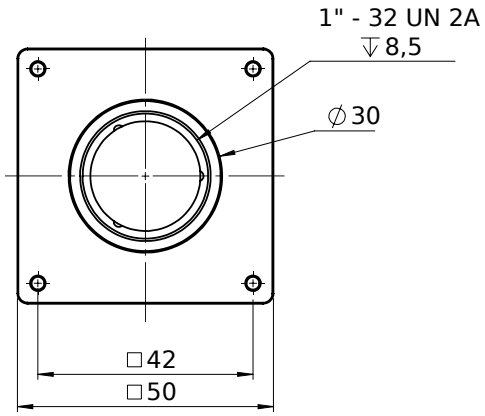

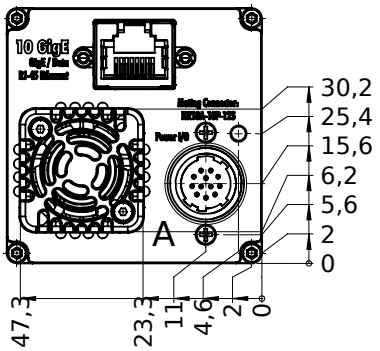

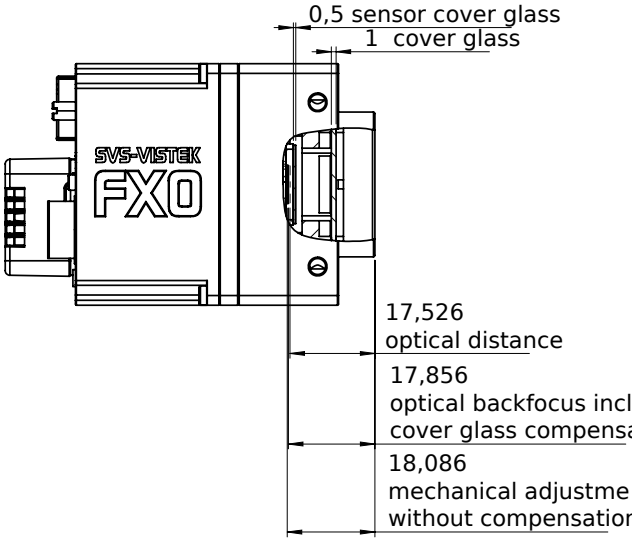

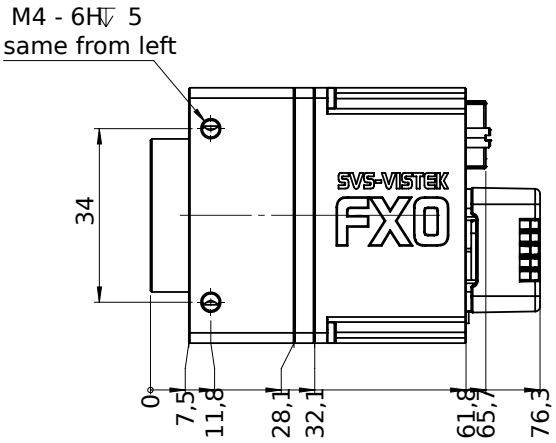

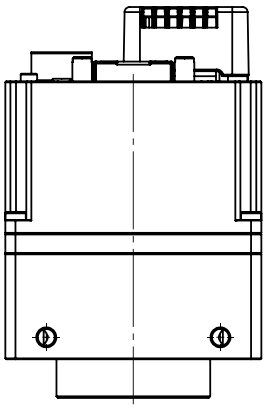

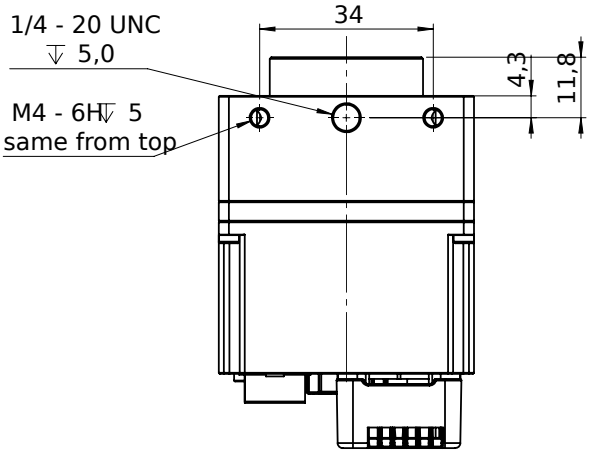

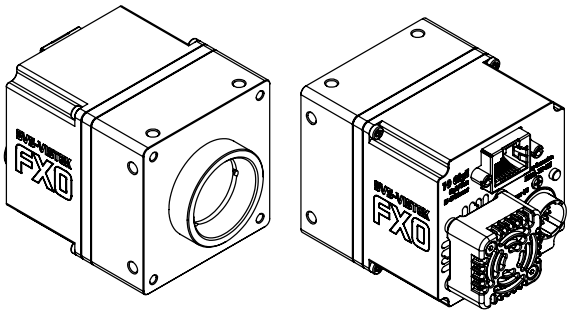

Assegnazione pin I/O

Hirose 12 Pin

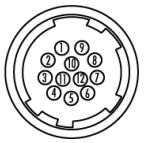

1	VIN –	(GND)	7	OUT 1	(open drain)
2	VIN +	(10 V to 25 V DC)	8	OUT 2	(open drain)
3	IN 4	(RXD RS232)	9	IN 3 +	(opto In +)
4	OUT 4	(TXD RS232)	10	IN 3 –	(opto In –)
5	IN 1	(0 - 24V)	11	OUT 3	(open drain)
6	IN 2	(0 - 24V)	12	OUT 0	(open drain)