Allied Vision

FXO SWIR

fxo993MCX

Generale

Modello	fxo993MCX
Codice prodotto	F002322
Serie di prodotti	FXO SWIR
Stato	Available

Sensore

Tipo di sensore	Area scan
Croma	Mono
Spettro	SWIR, Visible SWIR
Gamma spettrale	400 nm to 1700 nm
Risoluzione	2,048 × 1,536 (3.10 MP)
Modello sensore	Sony IMX993 | InGaAs
Architettura sensore (Materiale)	cmos
Tipi di otturatore	Global shutter (GS)
Dimensione sensore	7.07 × 5.3 mm (8.83 mm, Type 1/1.8)
Dimensione pixel	3.45 µm × 3.45 µm

Formati pixel

Profondità bit sensore	12-bit, 8-bit
Formati pixel monocromatici	mono12, mono8

Tempi e guadagno

Frequenza fotogrammi max.	173.4 fps
Guadagno	0.0 dB to 42.0 dB

I/O e alimentazione

Linee non isolate	0 x LVDS input, 0 x LVDS output, 0 x TTL input, 0 x TTL output, 2 x 24V input, 4 x Open drain output,
Linee non isolate specifiche	1 x RS232 input, 1 x RS232 output, 0 x RS422 input, 0 x RS422 output,
Linee otticamente isolate	1 x Optical isolated input, 0 x Optical isolated input,

I/O e alimentazione

Connettore I/O	12-pin Hirose HR10A-10P-12S
Alimentazione	10 to 25VDC
Consumo energetico	External: 7 W (typical)

Condizioni operative

Temperatura operativa	-10 °C to 60 °C (custodia)
Humidity	10 % to 90 % (non-condensing)

Proprietà meccaniche

Dimensioni custodia (L x P x A in mm)	70 × 50 × 50
Classe IP	IP30
Attacco/i obiettivo	C-Mount
Peso	240 g

Memoria onboard e FPGA

Memoria non volatile (Flash)	32000 MByte

Interfacce

Interfaccia digitale	cxp-12 with 1 connection
Connettore interfaccia	(micro-BNC)
Standard Vision	CoaXPress 2.0

Funzioni FW – Controllo immagine

Modalità di esposizione	auto, manual
Modalità di guadagno	auto, manual
Funzioni di controllo immagine	dopo, dpc, ffc, lut, mirror-image, nuc, roi

Funzioni FW – Controllo fotocamera

Modalità di trigger/sincronizzazione	external, internal, software

Efficienza quantica

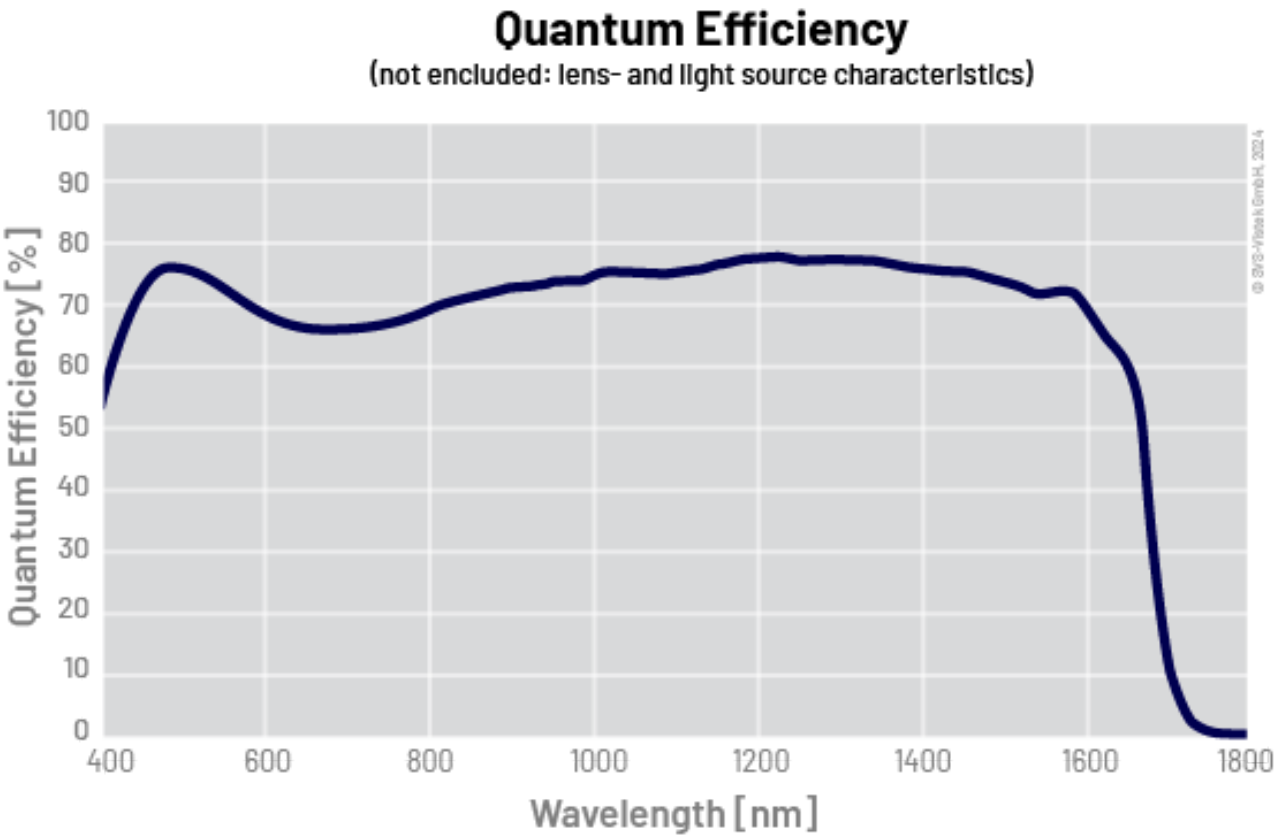

Disegno tecnico

front

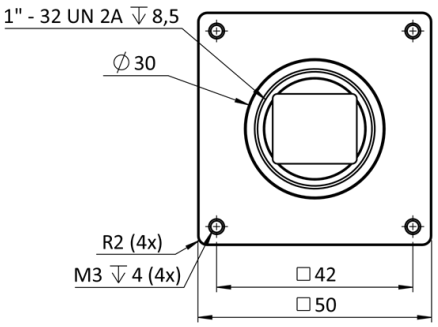

back

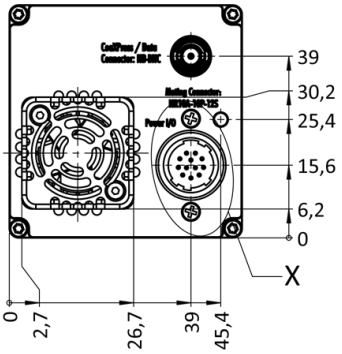

cross section

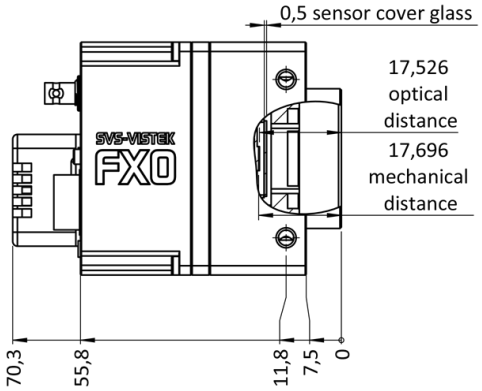

right side

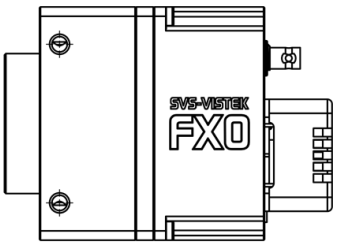

top

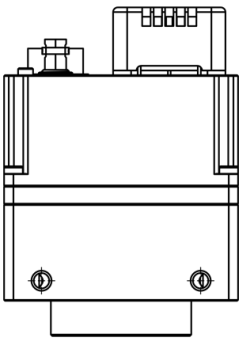

bottom

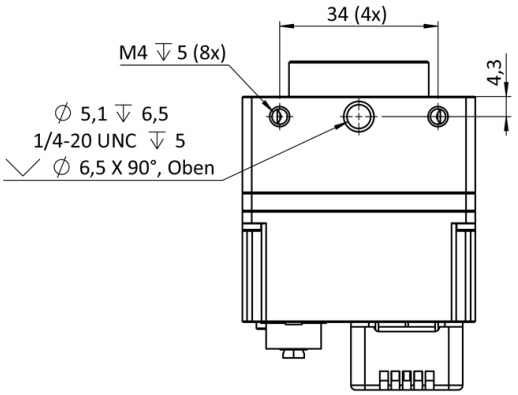

3D

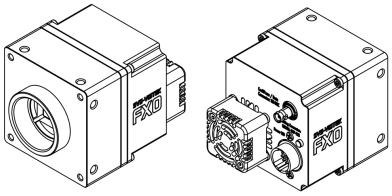

Assegnazione pin I/O

Hirose 12 Pin

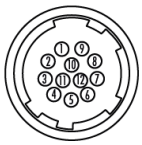

1	VIN –	(GND)	7	OUT 1	(open drain)
2	VIN +	(10 V to 25 V DC)	8	OUT 2	(open drain)
3	IN 4	(RXD RS232)	9	IN 3 +	(opto In +)
4	OUT 4	(TXD RS232)	10	IN 3 –	(opto In –)
5	IN 1	(0 - 24V)	11	OUT 3	(open drain)
6	IN 2	(0 - 24V)	12	OUT 0	(open drain)