Allied Vision

EXO GigE

exo249MGE



Generale

Modello	exo249MGE
Codice prodotto	F002180
Serie di prodotti	EXO GigE
Stato	Available

Sensore

Tipo di sensore	Area scan
Croma	Mono
Spettro	Visible
Gamma spettrale	400 nm to 1000 nm
Risoluzione	1,920 × 1,200 (2.30 MP)
Modello sensore	Sony IMX249
Architettura sensore (Materiale)	cmos
Tipi di otturatore	Global shutter (GS)
Dimensione sensore	11.25 × 7.03 mm (13.27 mm, Type 1/1.2)
Dimensione pixel	5.86 µm × 5.86 µm

Formati pixel

Profondità bit sensore	8-bit, 12-bit
Formati pixel monocromatici	mono8, mono12packed

Prestazioni di imaging

Gamma dinamica	72 dB
SNR	44 dB

Tempi e guadagno

Frequenza fotogrammi max.	41 fps
Frequenza fotogrammi max. (Burst)	41.6 fps
Tempo di esposizione	34 µs to 60 s
Guadagno	0.0 dB to 48.0 dB

I/O e alimentazione

Linee non isolate	0 x LVDS input, 0 x LVDS output, 0 x TTL input, 0 x TTL output, 2 x 24V input, 4 x Open drain output,
Linee non isolate specifiche	1 x RS232 input, 1 x RS232 output, 0 x RS422 input, 0 x RS422 output,
Linee otticamente isolate	1 x Optical isolated input, 0 x Optical isolated input,
Connettore I/O	12-pin Hirose HR10A-10P-12S
Alimentazione	10 to 25VDC, Power over Ethernet
Consumo energetico	External: 4.5 W (typical)

Condizioni operative

Temperatura operativa	-10 °C to 60 °C (custodia)

Proprietà meccaniche

Dimensioni custodia (L x P x A in mm)	43 × 50 × 50
Vetro filtro/protezione	K9 - AR coating - 400-850nm
Classe IP	IP40
Attacco/i obiettivo	C-Mount
Peso	140 g

Memoria onboard e FPGA

Buffer immagine (RAM)	192 MByte
Memoria non volatile (Flash)	32 MByte

Interfacce

Interfaccia digitale	gige
Connettore interfaccia	(RJ-45)
Standard Vision	GigE Vision

Funzioni FW – Controllo immagine

Modalità di esposizione	manual, auto, external
Modalità di guadagno	auto, manual
Funzioni di controllo immagine	roi, lut, mirror-image, dpc, shading-correction, ffc

Funzioni FW – Controllo fotocamera

Modalità di trigger/sincronizzazione	internal, software, external
Funzioni di controllo della fotocamera	PTP, BurstMode, User Sets, POE, PWM(4), Sequencer,

Efficienza quantica

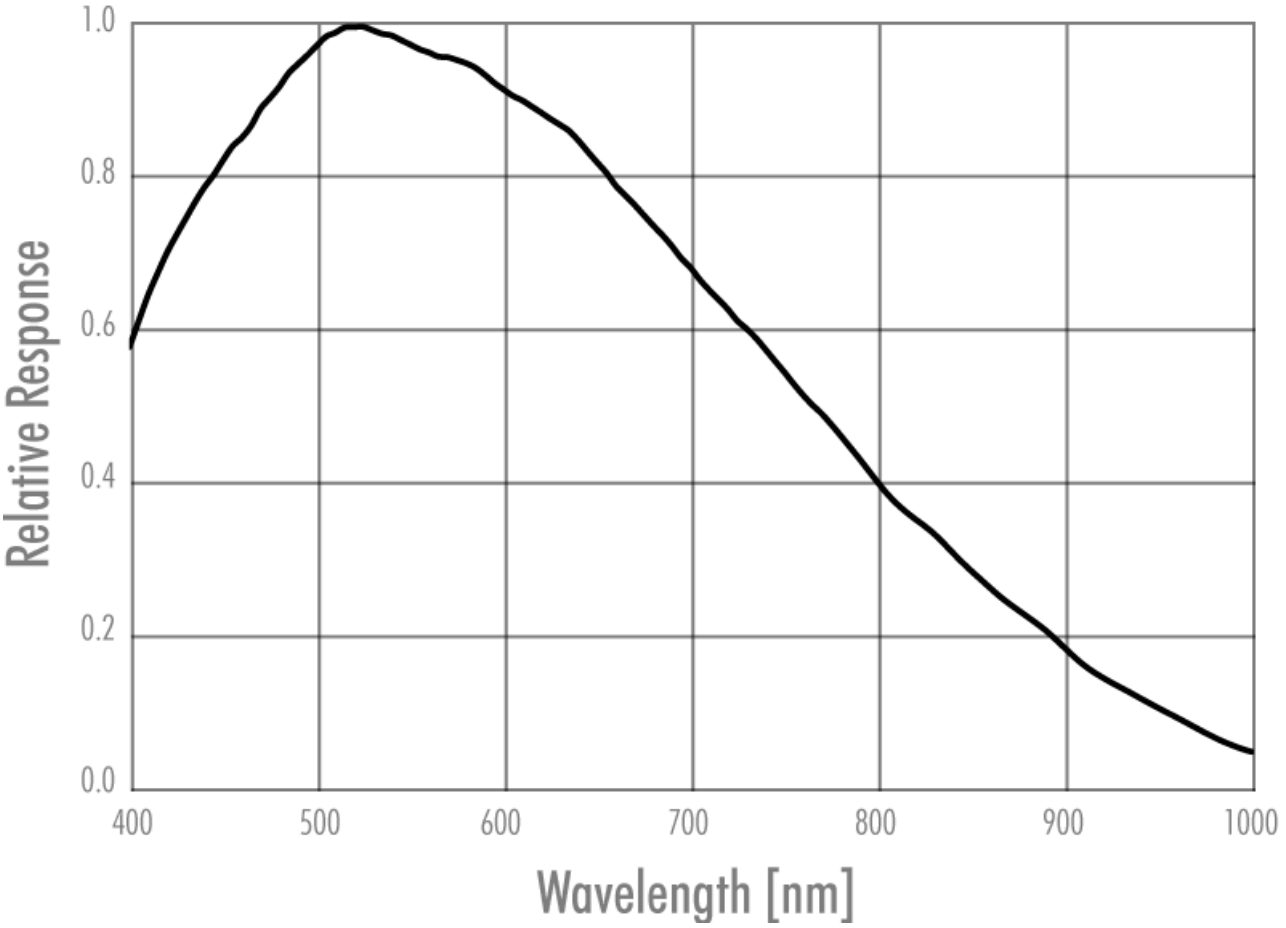

Disegno tecnico

front

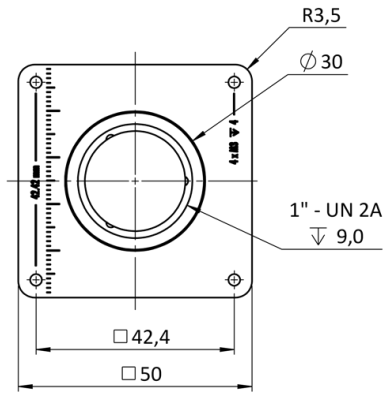

back

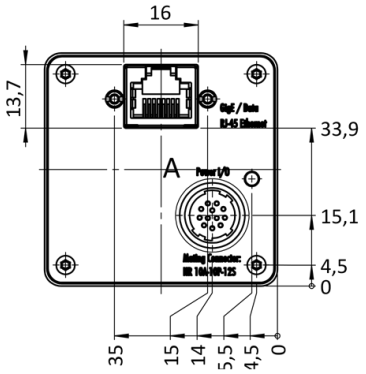

cross section

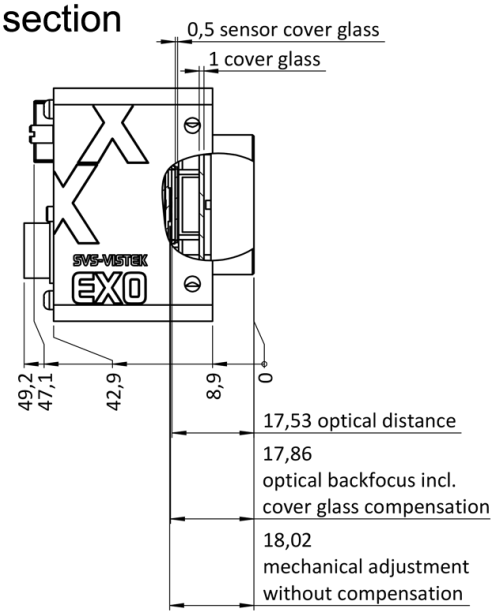

right side

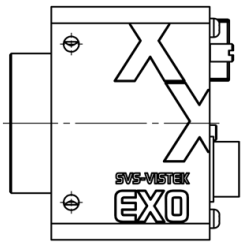

top

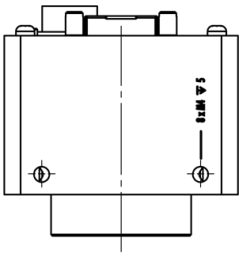

bottom

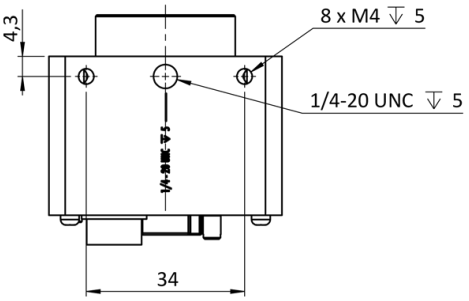

3D

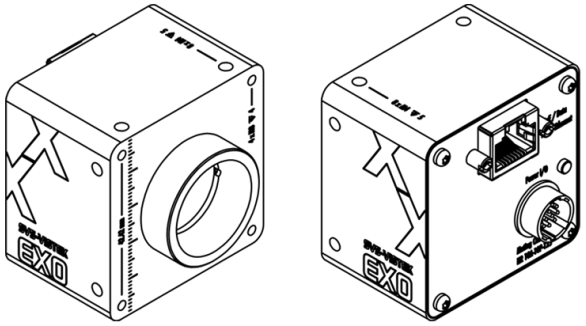

Assegnazione pin I/O

Hirose 12 Pin



1	VIN –	(GND)	7	OUT 1	(open drain)
2	VIN +	(10 V to 25 V DC)	8	OUT 2	(open drain)
3	IN 4	(RXD RS232)	9	IN 3 +	(opto In +)
4	OUT 4	(TXD RS232)	10	IN 3 –	(opto In –)
5	IN 1	(0 - 24V)	11	OUT 3	(open drain)
6	IN 2	(0 - 24V)	12	OUT 0	(open drain)