Allied Vision



EoSens CoaXPress-12

EoSens9.5CCX12-M58

Preliminary product information. Features and technical specifications are subject to change without notice.

preliminary

Generale

Modello	EoSens9.5CCX12-M58
Codice prodotto	F006224
Serie di prodotti	EoSens CoaXPress-12
Stato	Prototype/engineering sample

Sensore

Tipo di sensore	Area scan
Croma	Color
Spettro	Visible
Gamma spettrale	380 nm to 1000 nm
Risoluzione	4,096 × 2,304 (9.50 MP)
Modello sensore	Luxima LUX9506
Architettura sensore (Materiale)	cmos
Tipi di otturatore	Global shutter (GS)
Dimensione sensore	26.62 × 14.98 mm (30.55 mm, Type 2)
Dimensione pixel	6.50 µm × 6.50 µm

Formati pixel

Profondità bit sensore	8-bit, 10-bit, 12-bit
Formati pixel RGB	bayer8, bayer10, bayer12

Tempi e guadagno

Frequenza fotogrammi max.	503 fps

Tempi e guadagno

Frequenza fotogrammi max. modalità ROI	4096 x 2304 | 503 fps, 1920 x 1080 | 2243 fps, 1280 x 720 | 4898 fps, 640 x 480 | 13498 fps, 4096 x 100 | 11039 fps, 512 x 512 | 15767 fps, 512 x 8 | 225000 fps,
Tempo di esposizione	2 µs to 40.00 ms
Guadagno	0.0 dB to 12.0 dB

I/O e alimentazione

Linee non isolate	1 x LVDS input, 1 x LVDS output, 0 x TTL input, 0 x TTL output, 2 x 24V input, 2 x Open drain output,
Linee non isolate specifiche	1 x RS232 input, 1 x RS232 output, 0 x RS422 input, 0 x RS422 output,
Linee otticamente isolate	0 x Optical isolated input, 0 x Optical isolated input,
Connettore I/O	12-pin Hirose HR10A-10P-12S
Alimentazione	Power over CoaXPress only
Consumo energetico	21 W (typical)

Condizioni operative

Temperatura operativa (Custodia)	-10 °C to 60 °C

Proprietà meccaniche

Dimensioni custodia (L x P x A in mm)	57 × 80 × 80
Classe IP	IP30
Attacco/i obiettivo	M58x0.75
Peso	630 g

Interfacce

Interfaccia digitale	cxp-12 with 4 connections
Connettore interfaccia	(micro-BNC)
Standard Vision	CoaXPress 2.0

Funzioni FW – Controllo immagine

Modalità di esposizione	external
Modalità di guadagno	digital, analog
Funzioni di controllo immagine	roi, mirror-image, dpc, shading-correction

preliminary

Funzioni FW – Controllo fotocamera

Modalità di trigger/sincronizzazione	external, trigger-over-cxp

preliminary

Efficienza quantica

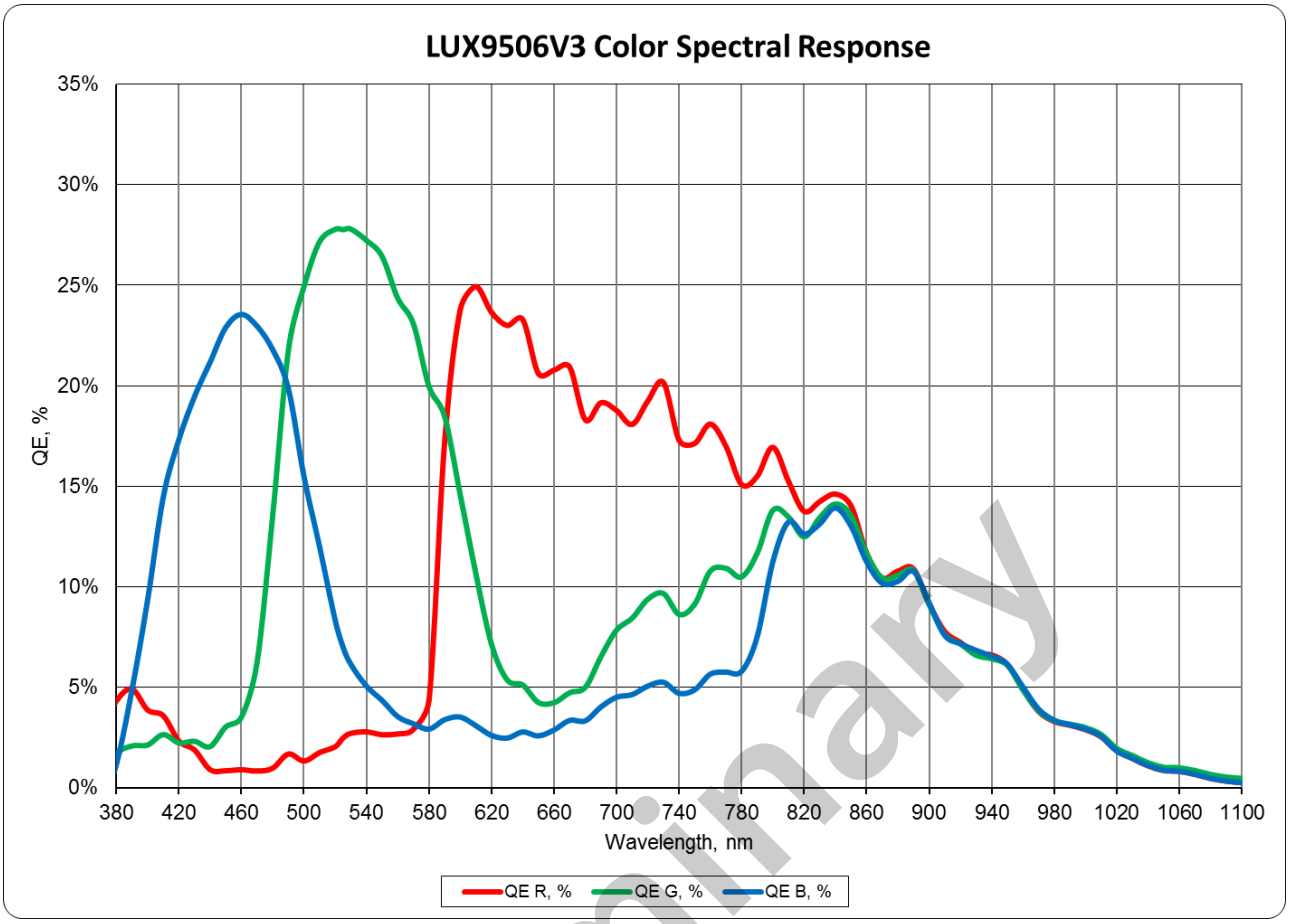

preliminary

Disegno tecnico

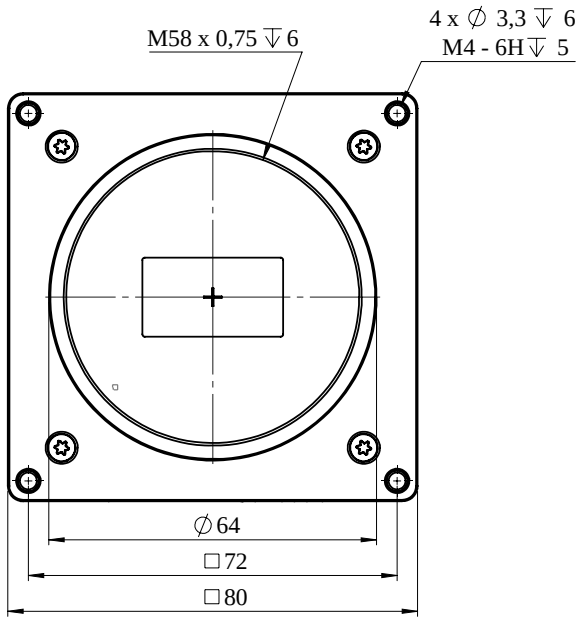

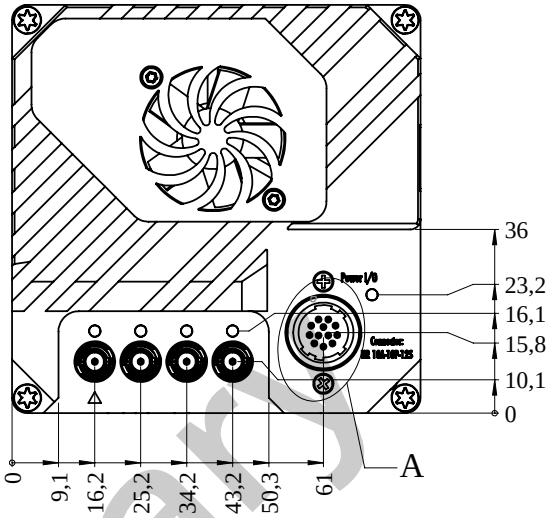

preliminary

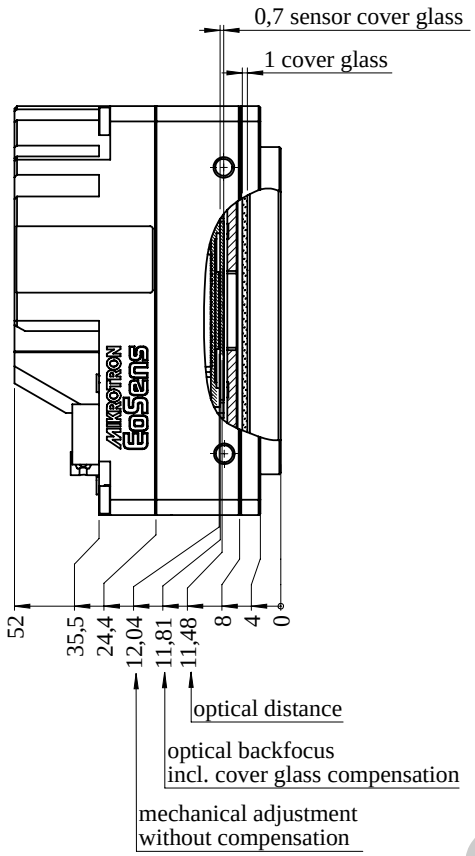

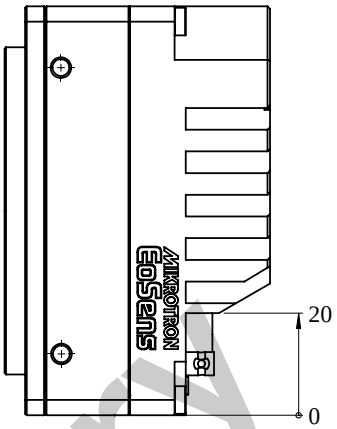

preliminary

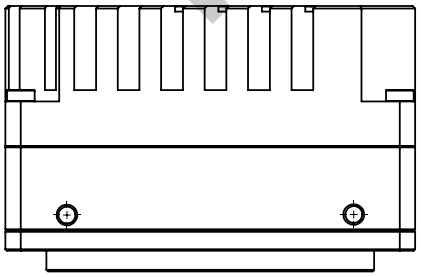

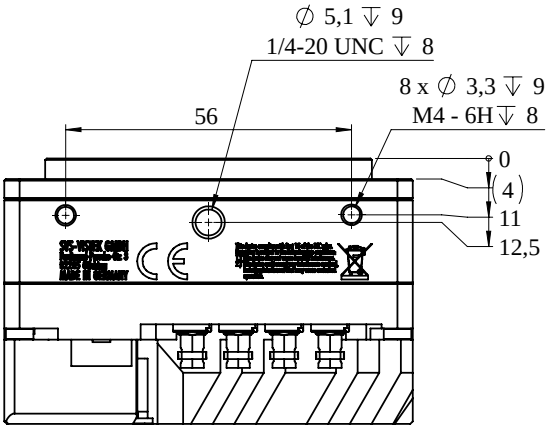

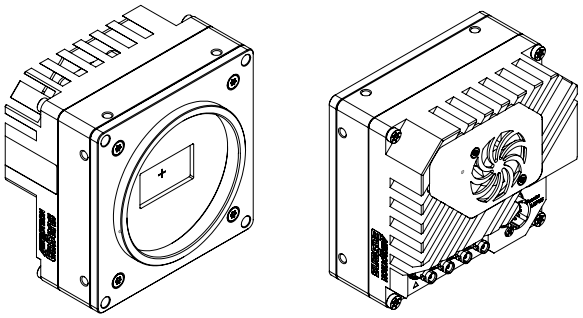

Assegnazione pin I/O

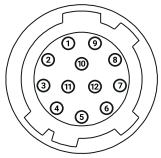

Pin	Signal	Pin	Signal
1	V_{out}- (GND)	7	OUT 1 (open drain)
2	V_{out}+ (24 V)	8	OUT 2 (open drain)
3	IN 4 RxD (RS 232)	9	LVDS Input P
4	OUT 4 TxD (RS 232)	10	LVDS Input N
5	IN 1 (0-24 V)	11	LVDS Output P
6	IN 2 (0-24 V)	12	LVDS Output N

preliminary