Allied Vision



EoSens CoaXPress-12

EoSens1.1CCX12-CM

Generale

Modello	EoSens1.1CCX12-CM
Codice prodotto	F006003
Serie di prodotti	EoSens CoaXPress-12
Stato	Available

Sensore

Tipo di sensore	Area scan
Croma	Color
Spettro	Visible
Gamma spettrale	400 nm to 1000 nm
Risoluzione	1,280 × 864 (1.10 MP)
Modello sensore	Luxima LUX13HS
Architettura sensore (Materiale)	cmos
Tipi di otturatore	Global shutter (GS)
Dimensione sensore	17.54 × 11.84 mm (21.16 mm, Type 4/3)
Dimensione pixel	13.70 µm × 13.70 µm

Formati pixel

Profondità bit sensore	8-bit, 10-bit
Formati pixel RGB	bayer8, bayer10

Tempi e guadagno

Frequenza fotogrammi max.	3674 fps
Frequenza fotogrammi max. modalità ROI	1280 x 864 | 3674 fps, 1280 x 768 | 4151 fps, 640 x 480 | 6576 fps, 128 x 128 | 23821 fps, x | 224673 fps,
Tempo di esposizione	2 µs to 1 s
Guadagno	0.0 dB to 18.0 dB

I/O e alimentazione

Linee non isolate	0 x LVDS input, 0 x LVDS output, 0 x TTL input, 0 x TTL output, 2 x 24V input, 0 x Open drain output,
Linee non isolate specifiche	0 x RS232 input, 0 x RS232 output, 0 x RS422 input, 0 x RS422 output,
Linee otticamente isolate	0 x Optical isolated input, 0 x Optical isolated input,
Connettore I/O	12-pin Hirose HR10A-10P-12S
Alimentazione	12 to 24VDC, Power over CoaXPress
Consumo energetico	External: 14 W (typical)

Condizioni operative

Temperatura operativa	-10 °C to 45 °C (ambiente, senza condensa)

Proprietà meccaniche

Dimensioni custodia (L x P x A in mm)	54 × 80 × 80
Classe IP	IP30
Attacco/i obiettivo	C-Mount
Peso	500 g

Interfacce

Interfaccia digitale	cxp-12 with 4 connections
Connettore interfaccia	(micro-BNC)
Standard Vision	CoaXPress 2.0

Funzioni FW – Controllo immagine

Modalità di esposizione	external
Modalità di guadagno	digital, analog
Modalità di bilanciamento del bianco	true
Funzioni di controllo immagine	roi, mirror-image

Funzioni FW – Controllo fotocamera

Modalità di trigger/sincronizzazione	external, trigger-over-cxp

Efficienza quantica

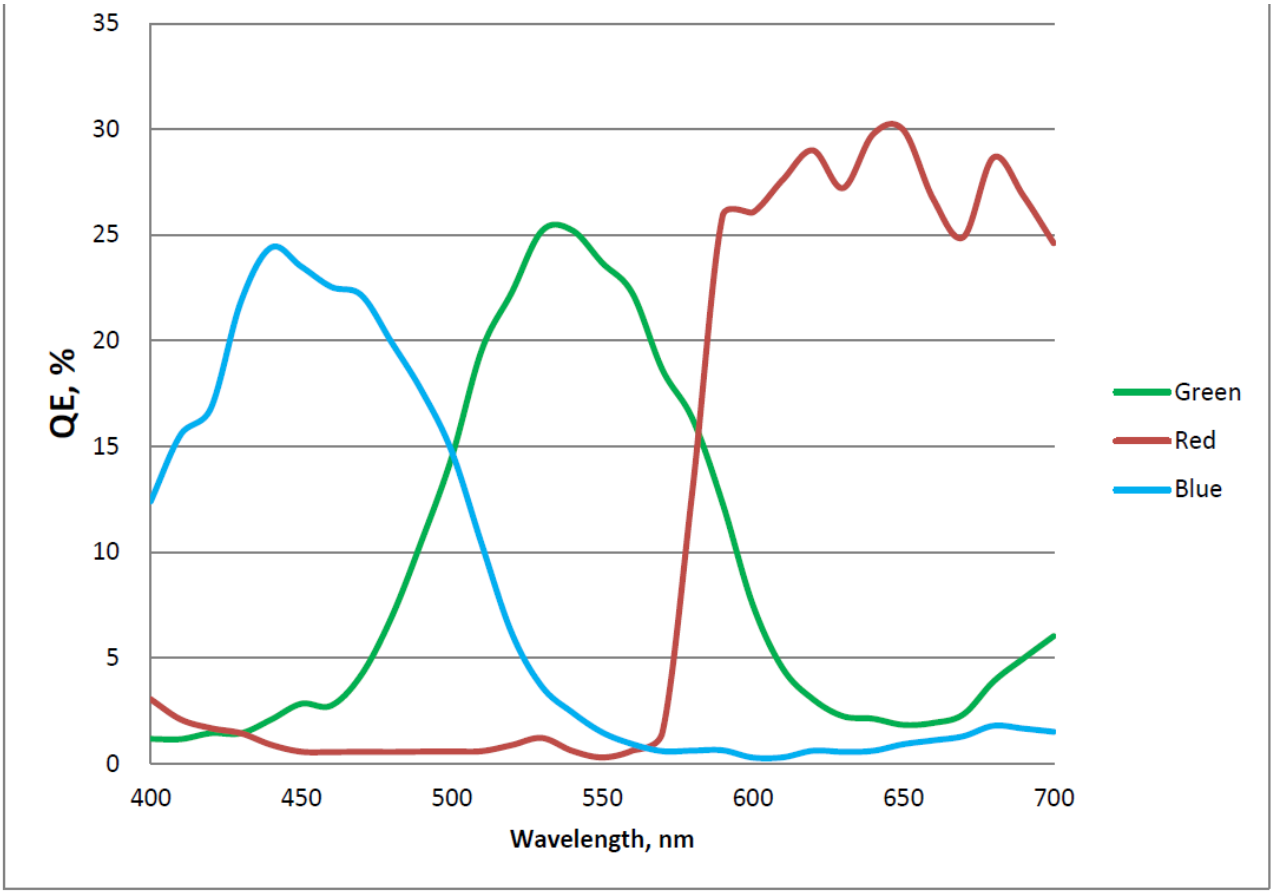

Disegno tecnico

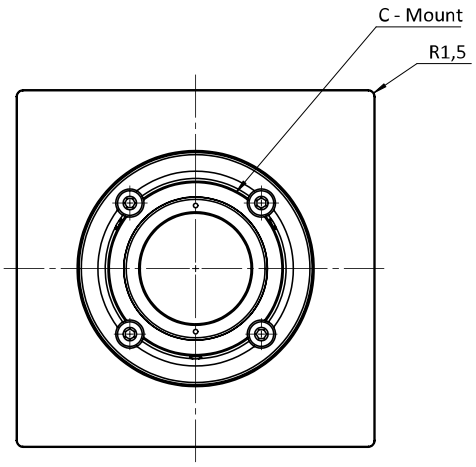

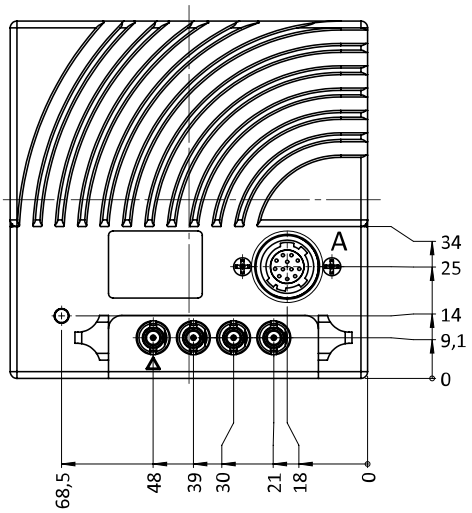

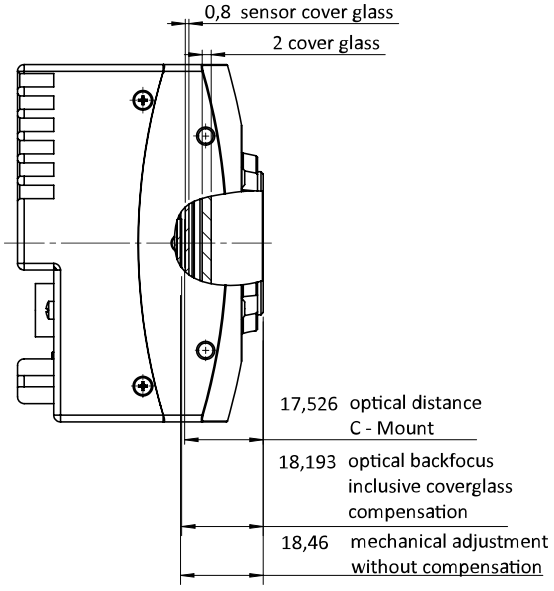

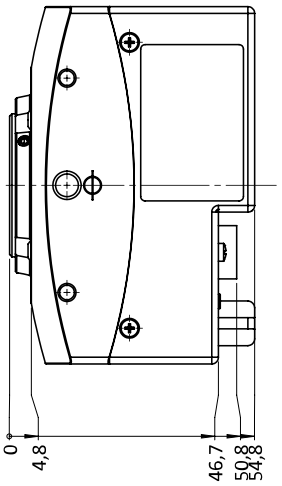

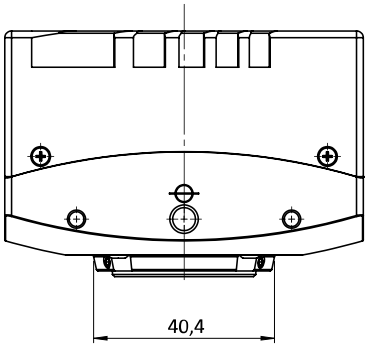

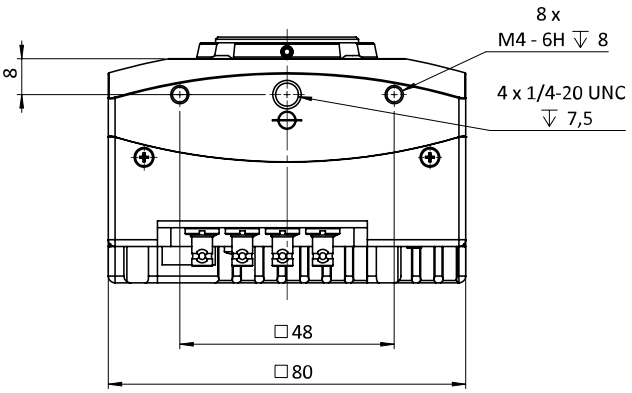

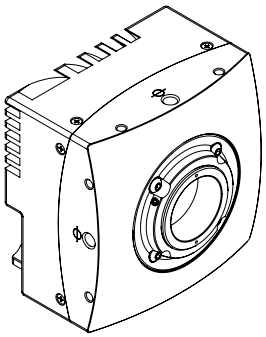

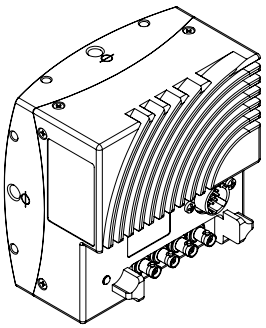

Assegnazione pin I/O

	Pin	Signal	Pin	Signal
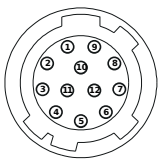	1 + 12	GND	6	IN0
	2 + 11	VCC (12- 24V)	7	IO_{GND}
	3	IO_{GND}	8	OUT1
	4	OUT0	9	IO_{GND}
	5	IO_{GND}	10	IN1