



General

Model:	hr65CCX
Product code:	F004149
Product series:	HR CoaXPress
Status:	Available

Sensor

Sensor type:	Area scan
Chroma:	Color
Spectrum:	Visible
Spectral range:	400 nm to 1000 nm
Resolution:	9,344 × 7,000 (65.00 MP)
Sensor model:	Gpixel GMAX3265
Sensor architecture (material):	cmos
Shutter type(s):	global-shutter
Sensor size:	29.9 × 22.4 mm (37.36 mm, 37.4mm)
Pixel size:	3.20 μm × 3.20 μm

Pixel formats

Sensor bit depth:	8-Bit, 10-Bit
RGB pixel formats:	bayer8, bayer10

Imaging performance

Dynamic range:	65.6 dB
SNR:	40 dB

Timing and gain

Max. frame rate:	35.5 fps
Exposure time:	12 μ s to 60 s
Gain:	0.0 dB to 18.0 dB

I/Os and power

Non-isolated lines:	0 x LVDS input, 0 x LVDS output, 0 x TTL input, 0 x TTL output, 2 x 24V input, 4 x Open drain output,
Specific non-isolated lines:	1 x RS232 input, 1 x RS232 output, 0 x RS422 input, 0 x RS422 output,
Opto-isolated lines:	1 x Optical isolated input, 0 x Optical isolated input,
Power supply:	10 to 25VDC, Power over CoaXPress
Power consumption:	External: 10.5 W (typical)

Operating conditions

Operating temperature (housing):	-10 °C to 65 °C
----------------------------------	-----------------

Mechanical properties

Body dimensions (L x W x H in mm):	76 × 70 × 70
Filter/protection glass:	IR-Cut 680
IP class:	IP30
Lens mount(s):	M58x0.75
Weight:	420 g

On-board memory and FPGA

Non-volatile memory (Flash):	160 MByte
------------------------------	-----------

Interfaces

Digital interface:	cxp-6 with 4 connections
Interface connector:	(Din1.0/2.3)

FW features - image control

Exposure modes:	Manual, Auto, External
Gain modes:	Auto, Manual
White balance modes:	auto, manual

FW features - image control

Image control features:

FW Features - Image Control

FW features - camera control

Trigger modes/sync:

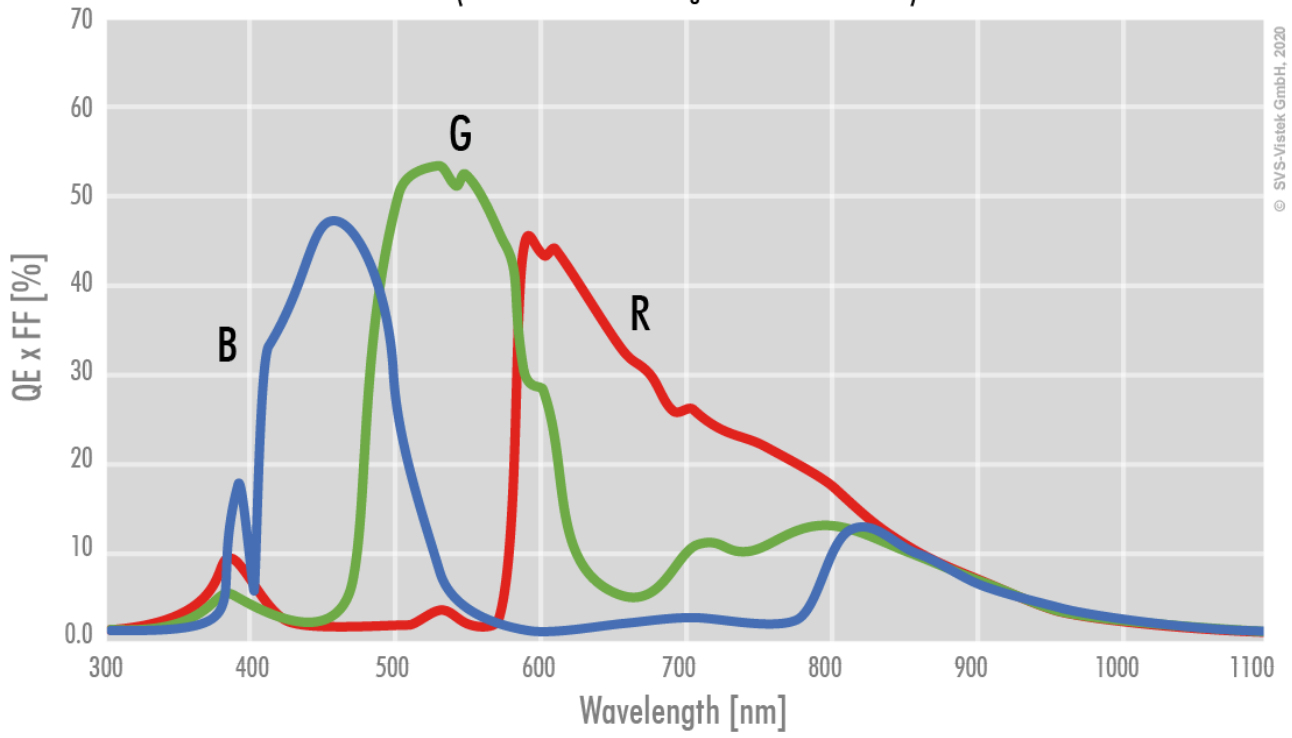
INTERNAL,SOFTWARE,EXTERNAL

Camera control features:

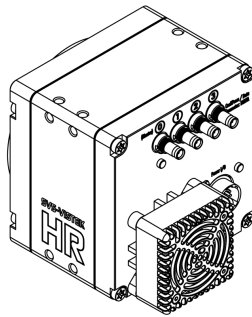
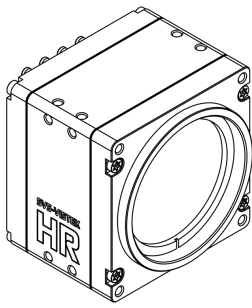
PoCxP, User Sets, PWM(4), Sequencer,

Color

(not included: lens- and light source characteristics)

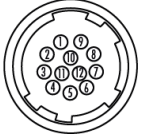


3D



I/O pin assignment

Hirose 12 Pin



1	VIN -	(GND)	7	OUT 1	(open drain)
2	VIN +	(10 V to 25 V DC)	8	OUT 2	(open drain)
3	IN 4	(RXD RS232)	9	IN 3 +	(opto In +)
4	OUT 4	(TXD RS232)	10	IN 3 -	(opto In -)
5	IN 1	(0-24V)	11	OUT 3	(open drain)
6	IN 2	(0-24V)	12	OUT 0	(open drain)