



# HR 10GigE

hr65CXGE-G2

## General

Model	hr65CXGE-G2
Product code	F004148
Product series	HR 10GigE
Status	Deleted

## Sensor

Sensor type	Area scan
Spectrum	Visible
Spectral range	400 nm to 1000 nm
Resolution	9,344 × 7,000 (65.00 MP)
Sensor model	Gpixel GMAX3265
Sensor architecture (material)	cmos
Shutter type(s)	global-shutter
Sensor size	29.9 × 22.4 mm (37.36 mm, 37.4mm (2.3"))
Pixel size	3.20 μm × 3.20 μm

## Pixel formats

RGB pixel formats	bayer12, bayer8
-------------------	-----------------

## Imaging performance

Dynamic range	65.6 dB
SNR	40 dB

## Timing and gain

Max. frame rate	17.4 fps
Exposure time	22 μs to 60 s

## Timing and gain

Gain	0.0 dB to 18.0 dB
------	-------------------

## I/Os and power

Non-isolated lines	0 x LVDS input, 0 x LVDS output, 0 x TTL input, 0 x TTL output, 2 x 24V input, 4 x Open drain output,
Specific non-isolated lines	1 x RS232 input, 1 x RS232 output, 0 x RS422 input, 0 x RS422 output,
Opto-isolated lines	1 x Optical isolated input, 0 x Optical isolated input,
Power supply	10 to 25VDC, Power over Ethernet (POE+, in option -P)
Power consumption	External: 15 W (typical)

## Operating conditions

Operating temperature (housing)	-10 °C to 65 °C
---------------------------------	-----------------

## Mechanical properties

Body dimensions (L x W x H in mm)	76 × 70 × 70
Filter/protection glass	IR-Cut 680
IP class	IP30
Lens mount(s)	M58x0.75
Weight	420 g

## On-board memory and FPGA

Image buffer (RAM)	448 MByte
Non-volatile memory (Flash)	32 MByte

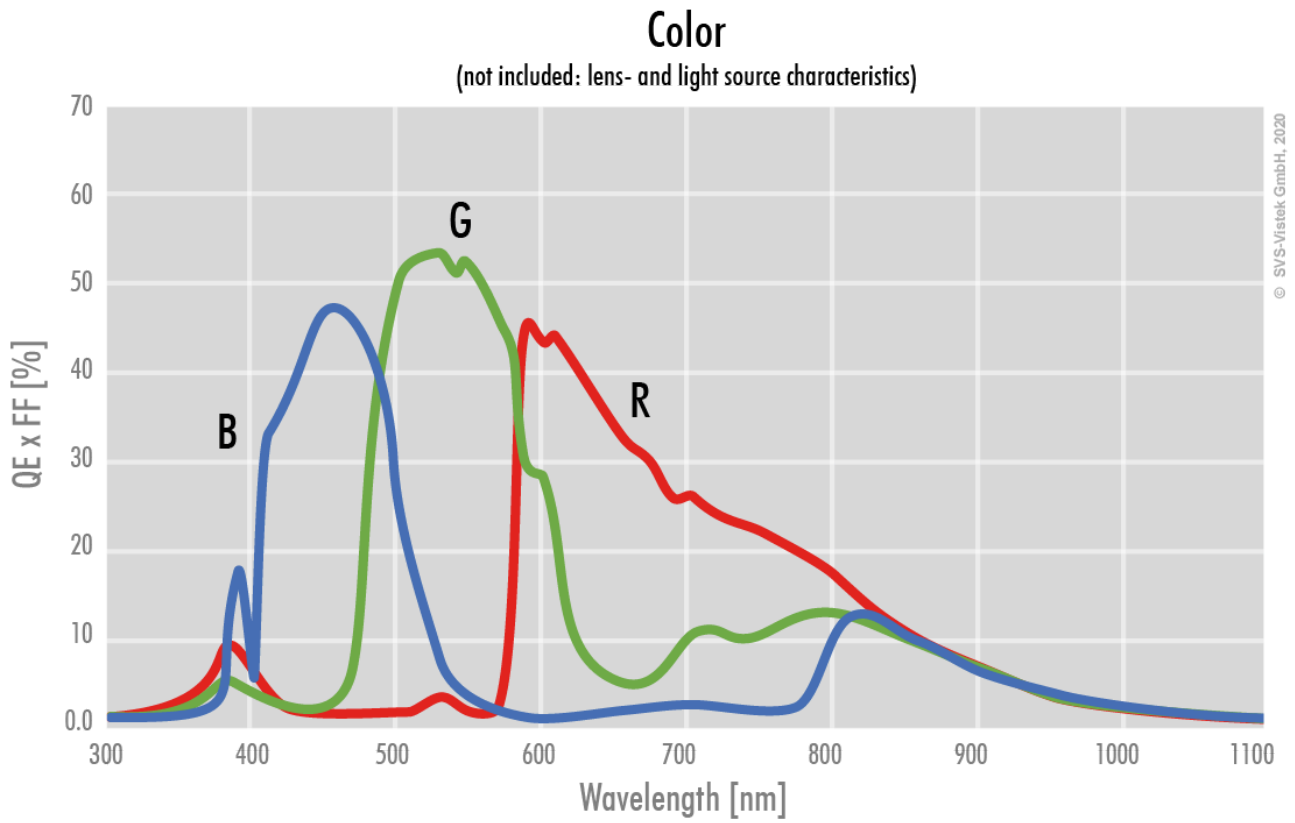
## Interfaces

Digital interface	10gige
Interface connector	(RJ-45)

## FW features - image control

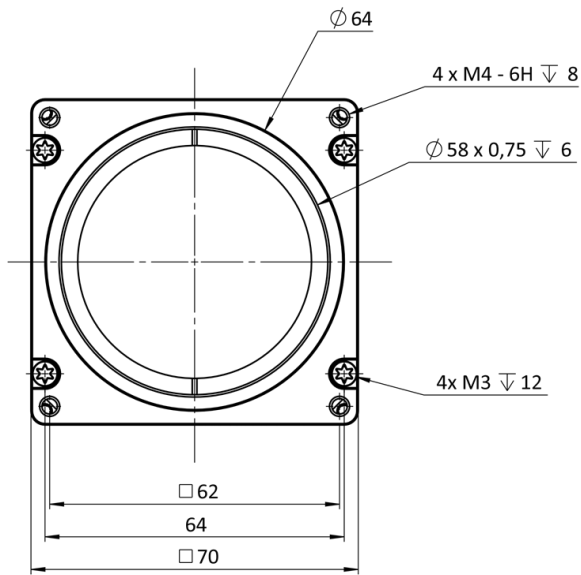
White balance modes	auto, manual
---------------------	--------------

Quantum Efficiency

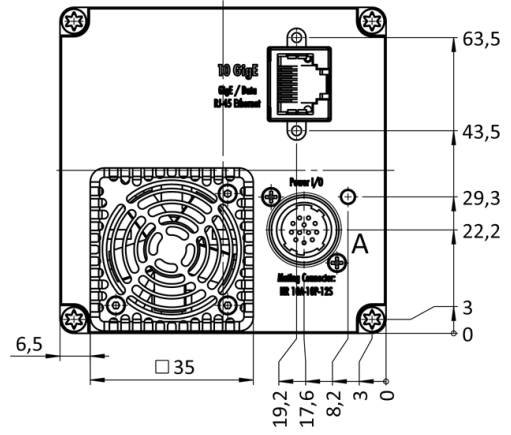


Technical Drawing

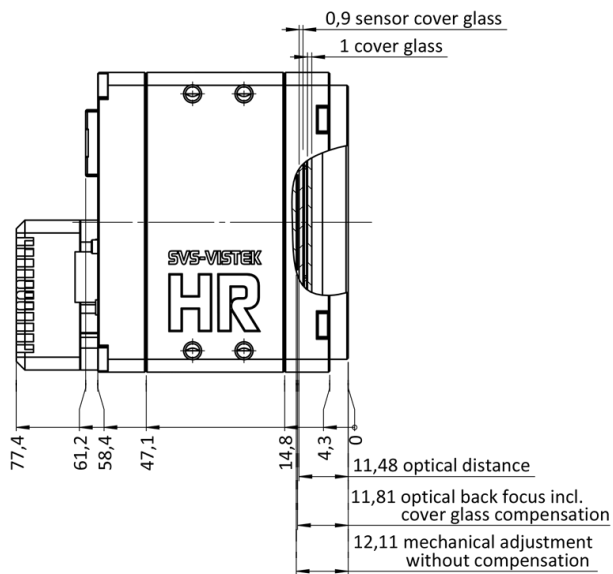
front



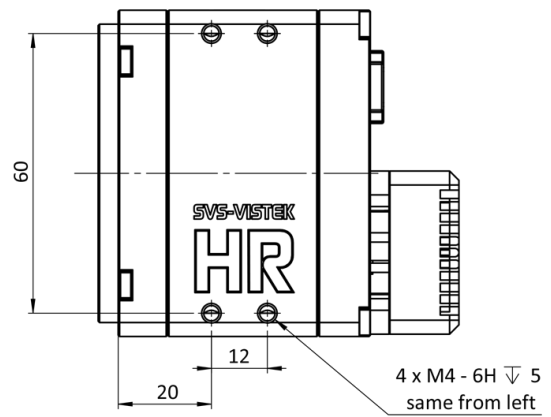
back



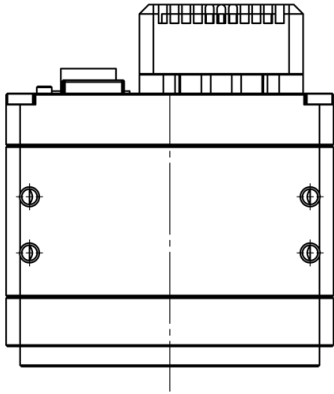
cross section



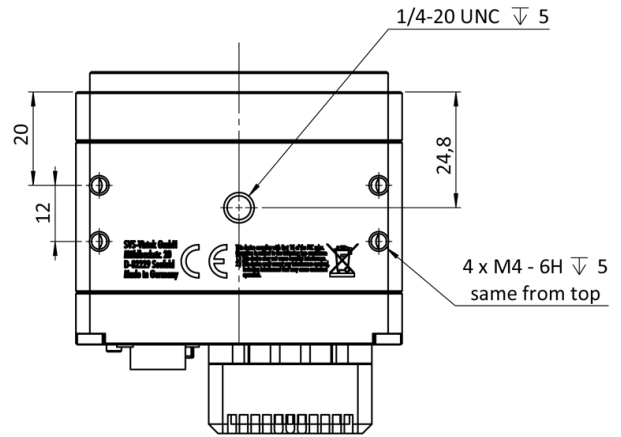
right side



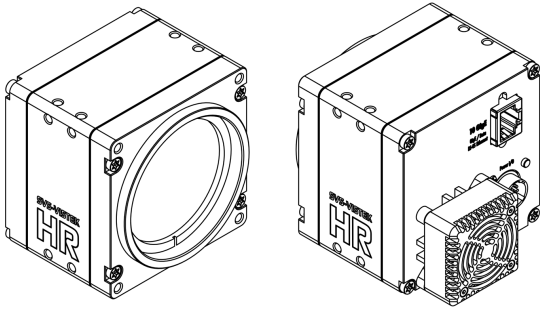
top



bottom



3D



## I/O pin assignment



1	VIN - (GND)	7	OUT 1 (open drain)
2	VIN + (10 V to 25 V DC)	8	OUT 2 (open drain)
3	IN 4 (RXD RS232)	9	IN 3 + (opto In +)
4	OUT 4 (TXD RS232)	10	IN 3 - (opto In -)
5	IN 1 (0-24V)	11	OUT 3 (open drain)
6	IN 2 (0-24V)	12	OUT 0 (open drain)