

EXO USB3

exo249MU3



General

Model	exo249MU3
Product code	F001680
Product series	EXO USB3
Status	Available

Sensor

Sensor type	Area scan
Chroma	Mono
Spectrum	Visible
Spectral range	400 nm to 1000 nm
Resolution	1,920 × 1,200 (2.30 MP)
Sensor model	Sony IMX249
Sensor architecture (material)	cmos
Shutter type(s)	global-shutter
Sensor size	11.25 × 7.03 mm (13.27 mm, 13.4mm (Type 1/1.2))
Pixel size	5.86 μm × 5.86 μm

Pixel formats

Sensor bit depth	8-Bit,12-Bit,12-Bit
Monochrome pixel formats	mono8, mono12packed

Imaging performance

Dynamic range	72 dB
SNR	44 dB

Timing and gain

Max. frame rate	41 fps
Exposure time	34 μ s to 60 s
Gain	0.0 dB to 48.0 dB

I/Os and power

Non-isolated lines	0 x LVDS input, 0 x LVDS output, 0 x TTL input, 0 x TTL output, 2 x 24V input, 4 x Open drain output,
Specific non-isolated lines	1 x RS232 input, 1 x RS232 output, 0 x RS422 input, 0 x RS422 output,
Opto-isolated lines	1 x Optical isolated input, 0 x Optical isolated input,
Power supply	10 to 25VDC
Power consumption	External: 4.5 W (typical)

Operating conditions

Operating temperature (housing)	-10 °C to 60 °C
---------------------------------	-----------------

Mechanical properties

Body dimensions (L x W x H in mm)	43 x 50 x 50
Filter/protection glass	K9 - AR coating - 400-850nm
IP class	IP40
Lens mount(s)	C-Mount
Weight	140 g

On-board memory and FPGA

Image buffer (RAM)	192 MByte
Non-volatile memory (Flash)	32 MByte

Interfaces

Digital interface	usb3.0
Interface connector	(Micro-B)

FW features - image control

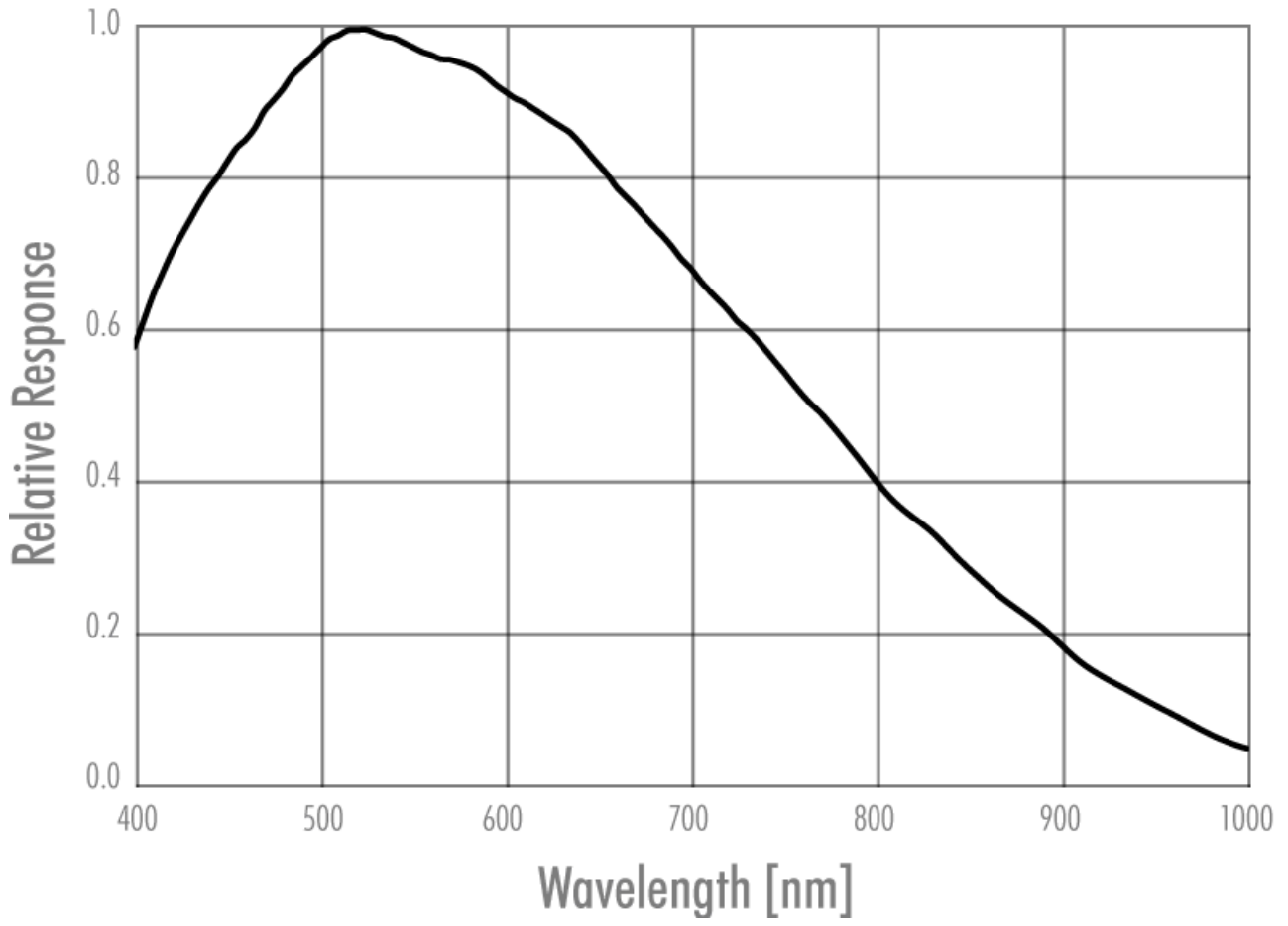
Exposure modes	Manual, Auto, External
Gain modes	Auto, Manual
Image control features	FW Features - Image Control

FW features - camera control

Trigger modes/sync INTERNAL,SOFTWARE,EXTERNAL

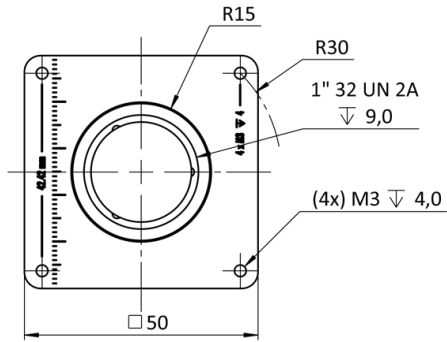
Camera control features User Sets, PWM(4), Sequencer,

Quantum Efficiency

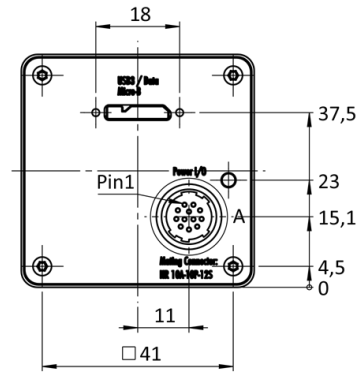


Technical Drawing

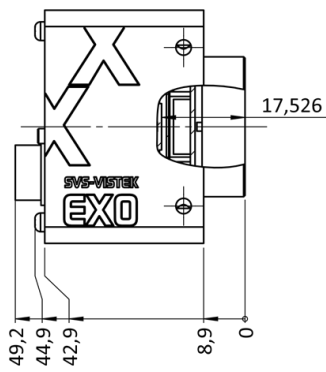
front



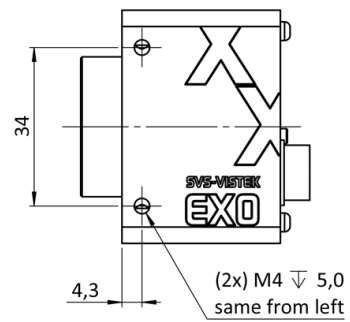
back



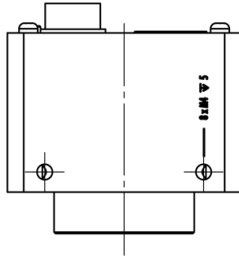
cross section



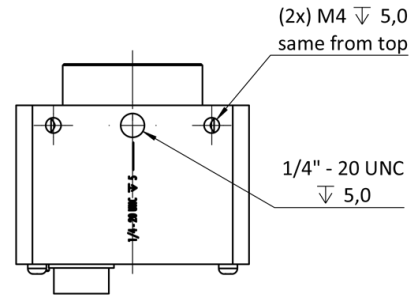
right side



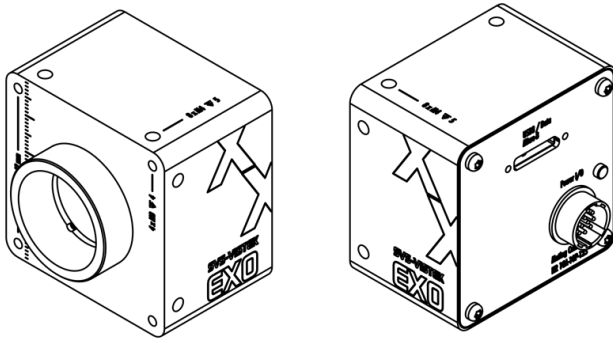
top



bottom



3D



I/O pin assignment



1	VIN -	(GND)	7	OUT 1	(open drain)
2	VIN +	(10V to 25V DC)	8	OUT 2	(open drain)
3	IN 4	(RXD RS232)	9	IN 3 +	(opto In +)
4	OUT 4	(TXD RS232)	10	IN 3 -	(opto In -)
5	IN 1	(0-24V)	11	OUT 3	(open drain)
6	IN 2	(0-24V)	12	OUT 0	(open drain)