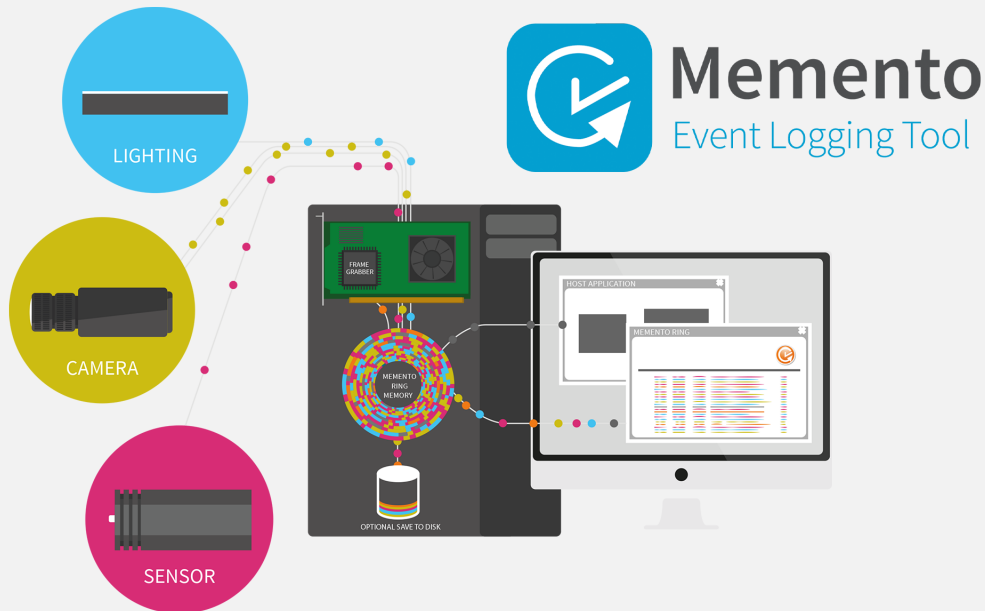


Memento

Memento Release Notes



This documentation is provided with **Memento 26.06.1** (doc build 2219).
<https://www.euresys.com>

This documentation is subject to the General Terms and Conditions stated on the website of **EURESYS S.A.** and available on the webpage <https://www.euresys.com/en/Menu-Legal/Terms-conditions>. The article 10 (Limitations of Liability and Disclaimers) and article 12 (Intellectual Property Rights) are more specifically applicable.

Contents

1. Release Benefits	4
2. Release Specification	5
2.1. Supported Operating Systems	5
2.2. Memento Contributors	7
3. Important Notices	8
3.1. Notice for Linux	8
3.2. Notices for macOS	8
4. Release Details	9
4.1. New and Improved Features	9
4.2. Solved Issues	9

1. Release Benefits

*Benefits of added or improved features of **Memento 26.06.1***

Under the hood improvements.

2. Release Specification

2.1. Supported Operating Systems 5

2.2. Memento Contributors 7

2.1. Supported Operating Systems

Windows

Memento is designed to support all versions of **Windows 10** and **Windows 11**, including the **Server** and the **IoT Enterprise** versions on **x86-64 (64-bit)** platforms.


[Minimum version requirements](#)

Windows 10 version 1809 or later

[Release validation](#)

This release has been validated with the following Windows versions:

OS Name & Version	Platform	Notes
Microsoft Windows 10	x86-64 (64-bit)	IoT Enterprise LTSC 2019 - Version 1809
		Enterprise edition - Version 1809
		Enterprise edition - Version 22H2
Microsoft Windows 11	x86-64 (64-bit)	Enterprise edition - Version 22H2
		Enterprise edition - Version 23H2
		Enterprise edition - Version 24H2
Microsoft Windows Server 2025	x86-64 (64-bit)	Standard edition - Version 24H2



NOTE

- The driver is signed by Microsoft.
- Power saving modes of the operating systems (StandBy, Sleep, Suspend...) are not supported.

See also: [Installing Memento on Windows in the Getting Started manual](#)

Linux

Memento is designed to be distribution-independent on **x86-64 (64-bit)** and **AArch64 (64-bit)** platforms. It is expected to work with a wide range of distributions.

[Minimum kernel version requirements](#)

All tools and libraries require kernel version 4.4 or higher

[GNU C library \(glibc\) requirements](#)

Memento requires glibc version 2.23 (or higher) on **x86-64 (64-bit)** and version 2.17 (or higher) on **AArch64 (64-bit)**.

[Release validation](#)

This release has been validated with the following distribution(s):

OS Name & Version	Platform	Notes
Linux CachyOS 25.11	x86-64 (64-bit)	Kernel version 6.18.5-2
Linux Fedora 33	x86-64 (64-bit)	Kernel version 5.8.15
Linux OpenSUSE Leap 15.4	x86-64 (64-bit)	Kernel version 5.14
Linux Ubuntu 17.04	x86-64 (64-bit)	Kernel version 4.10
Linux Ubuntu 18.04	AArch64 (64-bit)	Kernel version 5.4.0-42
Linux Ubuntu 20.04 LTS	x86-64 (64-bit)	Kernel version 5.15
Linux Ubuntu 23.10	x86-64 (64-bit)	Kernel version 6.5
Linux Ubuntu 24.10	x86-64 (64-bit)	Kernel version 6.12.1-realtime



NOTE

Power saving modes of the operating systems (StandBy, Sleep, Suspend...) are not supported.

See also: [Installing Memento on Linux in the Getting Started manual](#)

macOS

Memento is designed to support all macOS versions from version 10.14 on **x86-64 (64-bit)** platforms and from version 12.3 on **AArch64 (64-bit)** platforms.

[Minimum version requirements](#)

macOS 12.3 or higher

[Minimum recommended version](#)

macOS 12.6.3 or higher

[Release validation](#)

This release has been validated with the following version(s):

OS Name & Version	Platform	Notes
macOS 12.6.3	AArch64 (64-bit)	A.k.a. Monterey
macOS 12.7.4	x86-64 (64-bit)	A.k.a. Monterey



NOTE

- The driver for macOS is signed by Euresys using a certificate that has been signed by Apple.
- Power saving modes of the operating systems (StandBy, Sleep, Suspend...) are not supported.

See also: [Installing Memento on macOS](#) in the [Getting Started manual](#)

2.2. Memento Contributors

This release of **Memento** collects traces from products driven by the following Euresys drivers:

Driver Name	Supported versions
eGrabber	12.8 or higher
Coaxlink	3.2 up to 12.7
MultiCam	6.12 or higher

This release of **Memento** collects Analyzer traces from products driven by the following Euresys drivers:

Driver Name	Supported versions
eGrabber	12.8 or higher
Coaxlink	9.5 up to 12.7
MultiCam	6.18 or higher

3. Important Notices

Important notifications to be read before installing and/or using the product!

3.1. Notice for Linux 8

3.2. Notices for macOS 8

3.1. Notice for Linux

Important notification to be read before installing and/or using the product on your Linux PC!

- **Memento** must be installed prior to **eGrabber** or **MultiCam**.
- If the **eGrabber** or **MultiCam** package is already installed, proceed as follows:
 - Uninstall **eGrabber** and/or **MultiCam**.
 - Install **Memento**.
 - Re-install **eGrabber** and/or **MultiCam**.


3.2. Notices for macOS

Important notifications to be read before installing the driver on your Mac!

Driver types

Install the **Memento** package corresponding to the **eGrabber** driver type:

eGrabber driver package	Memento package
egrabber-macos-aarch64-dext-<MA.MI.RE.BU>.pkg	memento-macos-aarch64-dext-<MA.MI.RE.BU>.pkg
egrabber-macos-x86_64-dext-<MA.MI.RE.BU>.pkg	memento-macos-x86_64-dext-<MA.MI.RE.BU>.pkg



TIP

dext drivers operate in user-mode using the default Full Security policy level. It is not necessary to change the default security setting.

4. Release Details

4.1. New and Improved Features 9
4.2. Solved Issues 9

4.1. New and Improved Features

New and/or improved feature(s) in Memento 26.06

Improved Linux installation scripts:

- Linux installation scripts better handle DKMS operations in case of upgrade
- Linux script check-install.sh now checks DKMS entries and optionally cleans up obsolete ones

4.2. Solved Issues

Solved issue(s) in Memento 26.06

Stop the Linux installation script when the uninstallation is not confirmed