Allied Vision



FXO CoaXPress

fxo425CCX12-2C

Allgemein

Modell	fxo425CCX12-2C
Produktcode	F002264
Produktserie	FXO CoaXPress
Status	Available

Sensor

Sensortyp	Area scan
Chroma	Color
Spektrum	Visible
Spektralbereich	400 nm to 1000 nm
Auflösung	1,600 × 1,104 (1.80 MP)
Sensormodell	Sony IMX425
Sensorarchitektur (Material)	cmos
Verschlusstyp(en)	Global shutter (GS)
Sensorgröße	14.4 × 9.94 mm (17.5 mm, Type 1.1)
Pixelgröße	9.00 µm × 9.00 µm

Pixelformate

Sensor-Bittiefe	12-bit, 8-bit
RGB-Pixelformate	bayer12, bayer8

Timing und Verstärkung

Max. Bildrate	671 fps
Belichtungszeit	7 µs to 60 s
Verstärkung	0.0 dB to 48.0 dB

I/Os und Stromversorgung

Nicht-isolierte Leitungen	0 x LVDS input, 0 x LVDS output, 0 x TTL input, 0 x TTL output, 2 x 24V input, 4 x Open drain output,
Spezifische nicht-isolierte Leitungen	1 x RS232 input, 1 x RS232 output, 0 x RS422 input, 0 x RS422 output,
Optisch isolierte Leitungen	1 x Optical isolated input, 0 x Optical isolated input,
I/O-Anschluss	12-pin Hirose HR10A-10P-12S
Stromversorgung	10 to 25VDC, Power over CoaXPress
Stromverbrauch	External: 13 W (typical)

Betriebsbedingungen

Betriebstemperatur	-10 °C to 60 °C (Gehäuse)
Humidity	10 % to 90 % (non-condensing)

Mechanische Eigenschaften

Gehäuseabmessungen (L x B x H in mm)	73 × 50 × 50
Filter-/Schutzglas	IR-Cut - 680nm
IP-Klasse	IP30
Objektivanschluss/-anschlüsse	C-Mount
Gewicht	240 g

Onboard-Speicher und FPGA

Nichtflüchtiger Speicher (Flash)	32 MByte

Schnittstellen

Digitale Schnittstelle	cxp-12 with 2 connections
Schnittstellenanschluss	(micro-BNC)
Vision-Standard	CoaXPress 2.0

FW-Funktionen – Bildsteuerung

Belichtungsmodi	auto, external, manual
Verstärkungsmodi	auto, manual
Weißabgleichmodi	auto, manual
Bildsteuerungsfunktionen	lut, mirror-image, roi

FW-Funktionen – Kamerasteuerung

Triggermodi/Synchronisation	external, internal, software

Quanteneffizienz

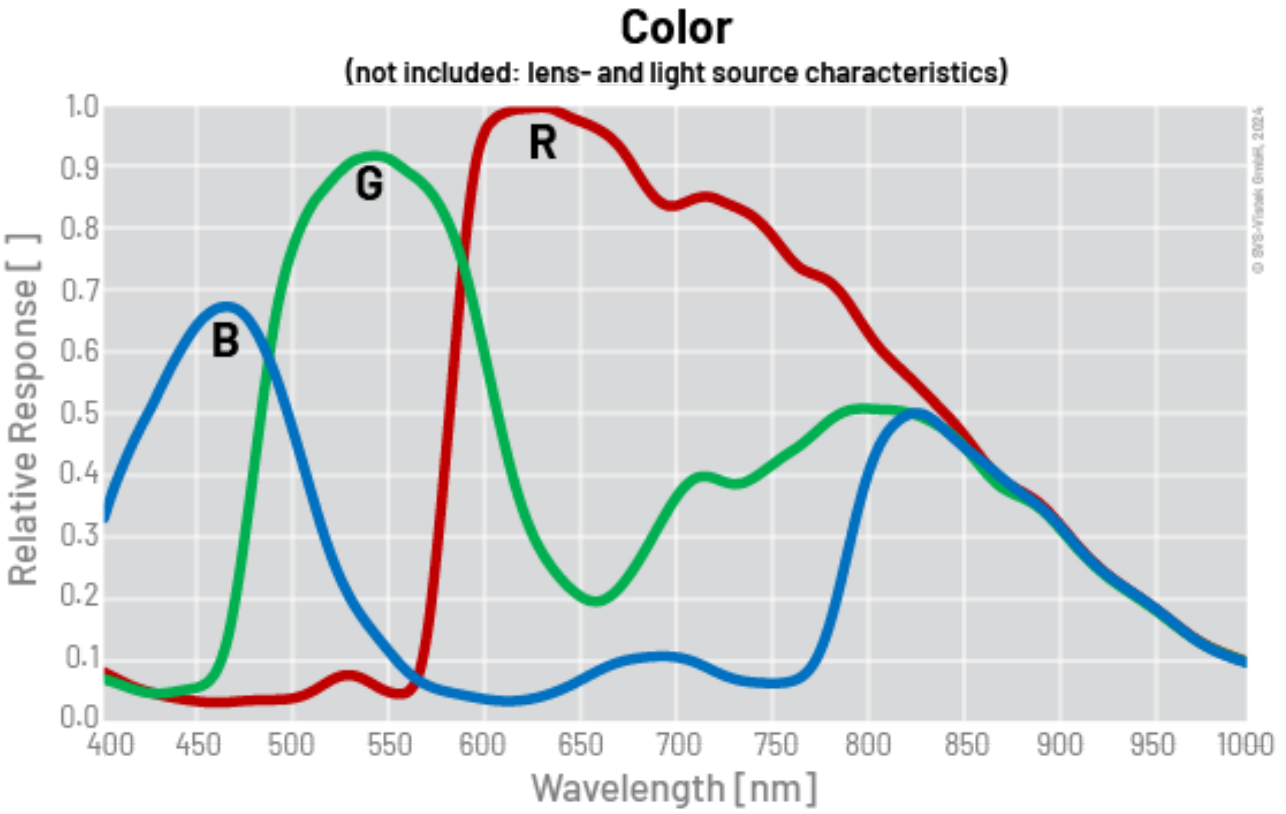

Allied Vision

Technische Zeichnung

back view

front view

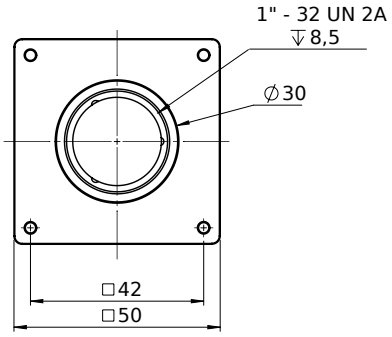

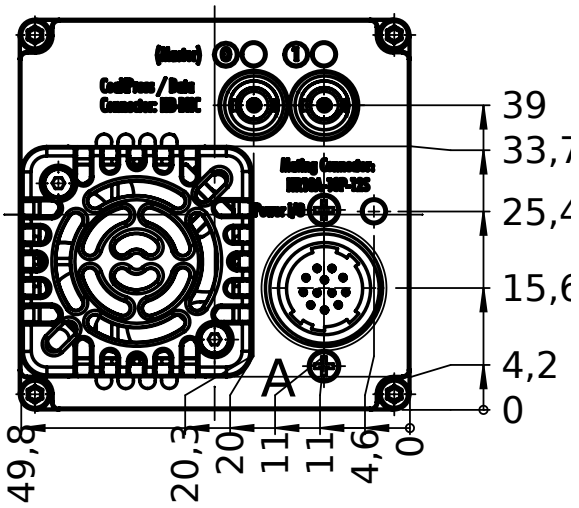

left view

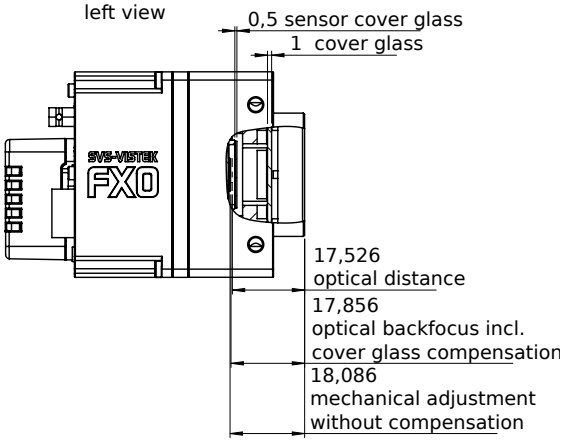

right view

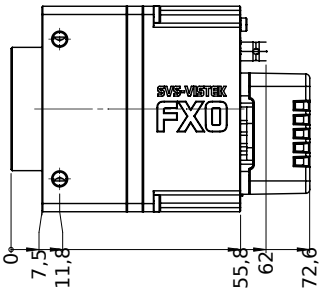

top view

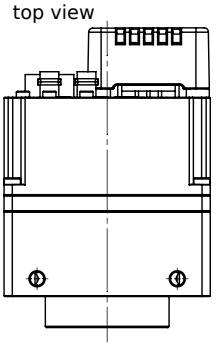

bottom view

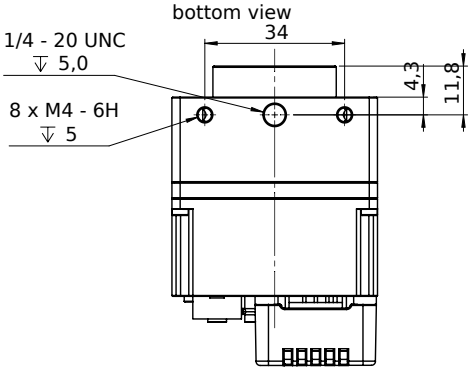



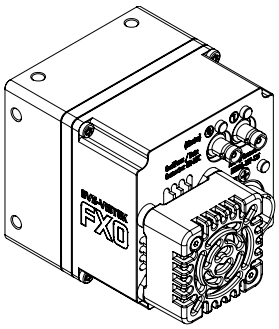

I/O-Pin-Belegung

Hirose 12 Pin

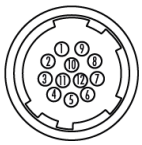

1	VIN –	(GND)	7	OUT 1	(open drain)
2	VIN +	(10 V to 25 V DC)	8	OUT 2	(open drain)
3	IN 4	(RXD RS232)	9	IN 3 +	(opto In +)
4	OUT 4	(TXD RS232)	10	IN 3 –	(opto In –)
5	IN 1	(0 - 24V)	11	OUT 3	(open drain)
6	IN 2	(0 - 24V)	12	OUT 0	(open drain)