Allied Vision

FXO 10GigE

fxo902MXGE



Allgemein

Modell	fxo902MXGE
Produktcode	F002391
Produktserie	FXO 10GigE
Status	Available

Sensor

Sensortyp	Area scan
Chroma	Mono
Spektrum	Visible
Spektralbereich	400 nm to 1000 nm
Auflösung	6,048 × 2,048 (12.40 MP)
Sensormodell	Sony IMX902
Sensorarchitektur (Material)	cmos
Verschlusstyp(en)	Global shutter (GS)
Sensorgröße	16.57 × 5.61 mm (17.5 mm, Type 1.1)
Pixelgröße	2.74 µm × 2.74 µm

Pixelformate

Sensor-Bittiefe	12-bit, 8-bit
Monochrome Pixelformate	mono12, mono8

Timing und Verstärkung

Max. Bildrate	98.1 fps
Belichtungszeit	7 µs to 60 s
Verstärkung	0.0 dB to 48.0 dB

I/Os und Stromversorgung

Nicht-isolierte Leitungen	0 x LVDS input, 0 x LVDS output, 0 x TTL input, 0 x TTL output, 2 x 24V input, 4 x Open drain output,
Spezifische nicht-isolierte Leitungen	1 x RS232 input, 1 x RS232 output, 0 x RS422 input, 0 x RS422 output,
Optisch isolierte Leitungen	1 x Optical isolated input, 0 x Optical isolated input,
I/O-Anschluss	12-pin Hirose HR10A-10P-12S
Stromversorgung	10 to 25VDC, Power over Ethernet
Stromverbrauch	External: 11 W (typical)

Betriebsbedingungen

Betriebstemperatur	-10 °C to 60 °C (Gehäuse)
Humidity	10 % to 90 % (non-condensing)

Mechanische Eigenschaften

Gehäuseabmessungen (L x B x H in mm)	76 × 50 × 50
Filter-/Schutzglas	None
IP-Klasse	IP30
Objektivanschluss/-anschlüsse	C-Mount
Gewicht	240 g

Onboard-Speicher und FPGA

Bildpuffer (RAM)	896 MByte
Nichtflüchtiger Speicher (Flash)	32 MByte

Schnittstellen

Digitale Schnittstelle	10gige
Schnittstellenanschluss	(RJ-45)
Vision-Standard	GigE Vision 2.0

FW-Funktionen – Bildsteuerung

Belichtungsmodi	auto, external, manual
Verstärkungsmodi	auto, manual
Bildsteuerungsfunktionen	dpc, ffc, lut, mirror-image, roi, shading-correction

FW-Funktionen – Kamerasteuerung

Triggermodi/Synchronisation	external, internal, software

Quanteneffizienz

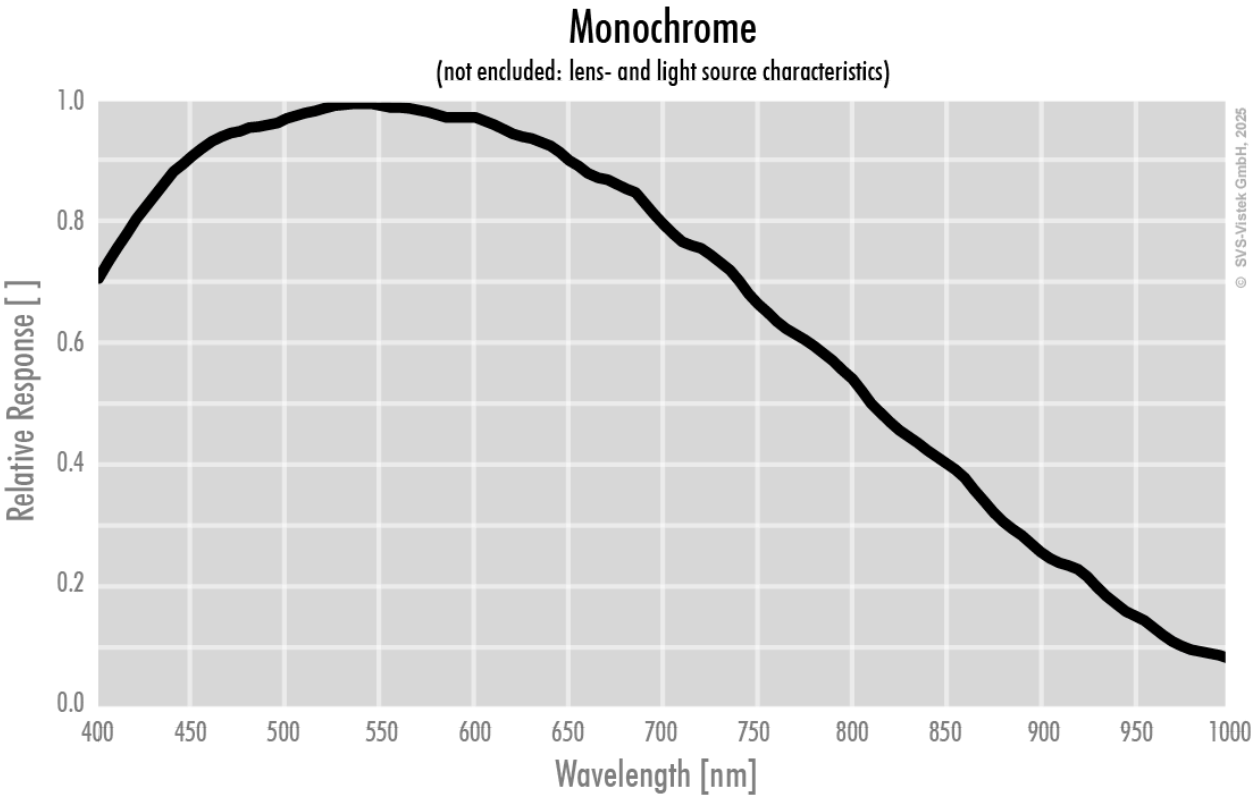

Technische Zeichnung

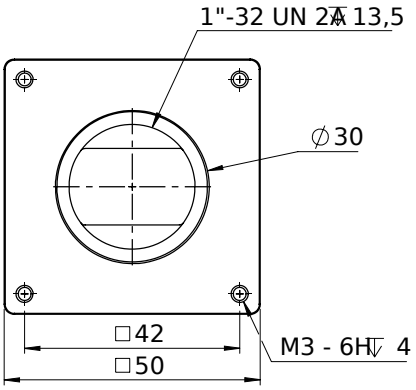

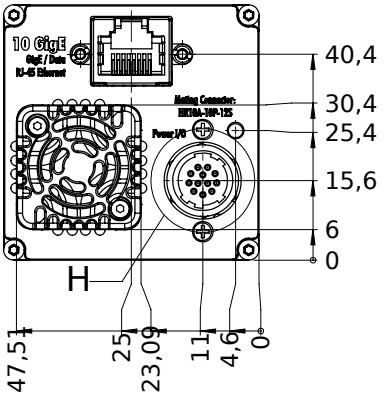

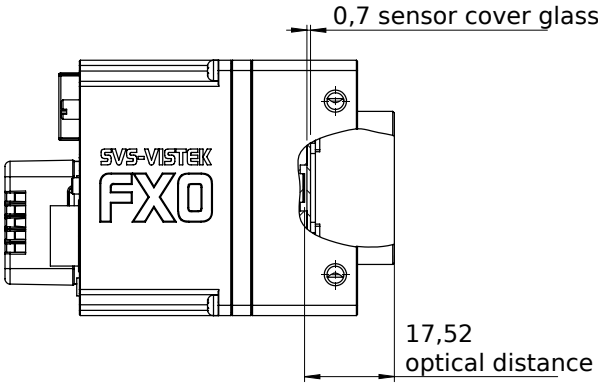

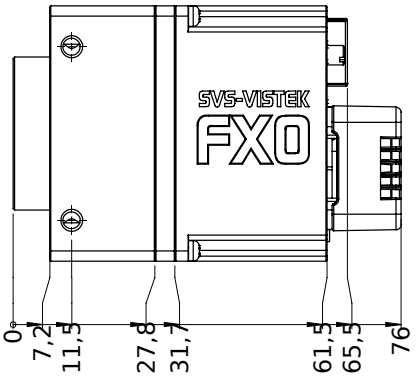

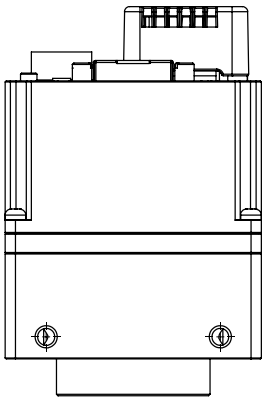

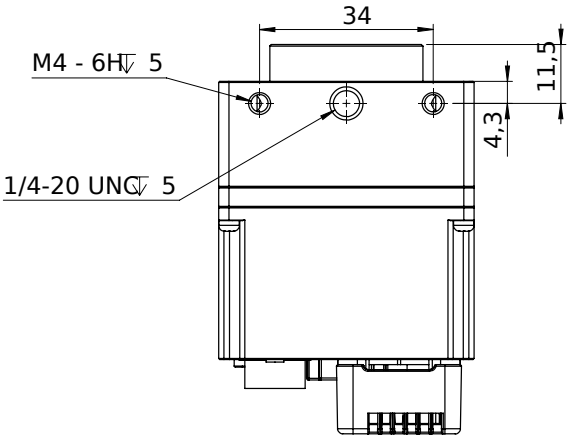

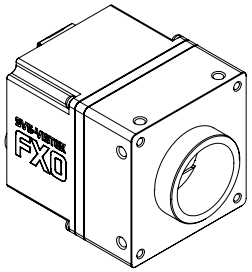



I/O-Pin-Belegung

Hirose 12 Pin

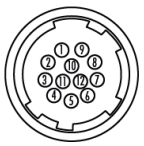

1	VIN –	(GND)
2	VIN +	(10 V to 25 V DC)
3	IN 4	(RXD RS232)
4	OUT 4	(TXD RS232)
5	IN 1	(0 - 24V)
6	IN 2	(0 - 24V)
7	OUT 1	(open drain)
8	OUT 2	(open drain)
9	IN 3 +	(opto In +)
10	IN 3 –	(opto In –)
11	OUT 3	(open drain)
12	OUT 0	(open drain)