Allied Vision



EoSens CoaXPress-12

EoSens9.5CCX12-M58

Preliminary product information. Features and technical specifications are subject to change without notice.

preliminary

Allgemein

Modell	EoSens9.5CCX12-M58
Produktcode	F006224
Produktserie	EoSens CoaXPress-12
Status	Prototype/engineering sample

Sensor

Sensortyp	Area scan
Chroma	Color
Spektrum	Visible
Spektralbereich	380 nm to 1000 nm
Auflösung	4,096 × 2,304 (9.50 MP)
Sensormodell	Luxima LUX9506
Sensorarchitektur (Material)	cmos
Verschlusstyp(en)	Global shutter (GS)
Sensorgröße	26.62 × 14.98 mm (30.55 mm, Type 2)
Pixelgröße	6.50 µm × 6.50 µm

Pixelformate

Sensor-Bittiefe	8-bit, 10-bit, 12-bit
RGB-Pixelformate	bayer8, bayer10, bayer12

Timing und Verstärkung

Max. Bildrate	503 fps

Timing und Verstärkung

Max. Bildrate ROI-Modi	4096 x 2304 | 503 fps, 1920 x 1080 | 2243 fps, 1280 x 720 | 4898 fps, 640 x 480 | 13498 fps, 4096 x 100 | 11039 fps, 512 x 512 | 15767 fps, 512 x 8 | 225000 fps,
Belichtungszeit	2 µs to 40.00 ms
Verstärkung	0.0 dB to 12.0 dB

I/Os und Stromversorgung

Nicht-isolierte Leitungen	1 x LVDS input, 1 x LVDS output, 0 x TTL input, 0 x TTL output, 2 x 24V input, 2 x Open drain output,
Spezifische nicht-isolierte Leitungen	1 x RS232 input, 1 x RS232 output, 0 x RS422 input, 0 x RS422 output,
Optisch isolierte Leitungen	0 x Optical isolated input, 0 x Optical isolated input,
I/O-Anschluss	12-pin Hirose HR10A-10P-12S
Stromversorgung	Power over CoaXPress only
Stromverbrauch	21 W (typical)

Betriebsbedingungen

Betriebstemperatur (Gehäuse)	-10 °C to 60 °C

Mechanische Eigenschaften

Gehäuseabmessungen (L x B x H in mm)	57 × 80 × 80
IP-Klasse	IP30
Objektivanschluss/-anschlüsse	M58x0.75
Gewicht	630 g

Schnittstellen

Digitale Schnittstelle	cxp-12 with 4 connections
Schnittstellenanschluss	(micro-BNC)
Vision-Standard	CoaXPress 2.0

FW-Funktionen – Bildsteuerung

Belichtungsmodi	external
Verstärkungsmodi	digital, analog
Bildsteuerungsfunktionen	roi, mirror-image, dpc, shading-correction

preliminary

FW-Funktionen – Kamerasteuerung

Triggermodi/Synchronisation	external, trigger-over-cxp

preliminary

Quanteneffizienz

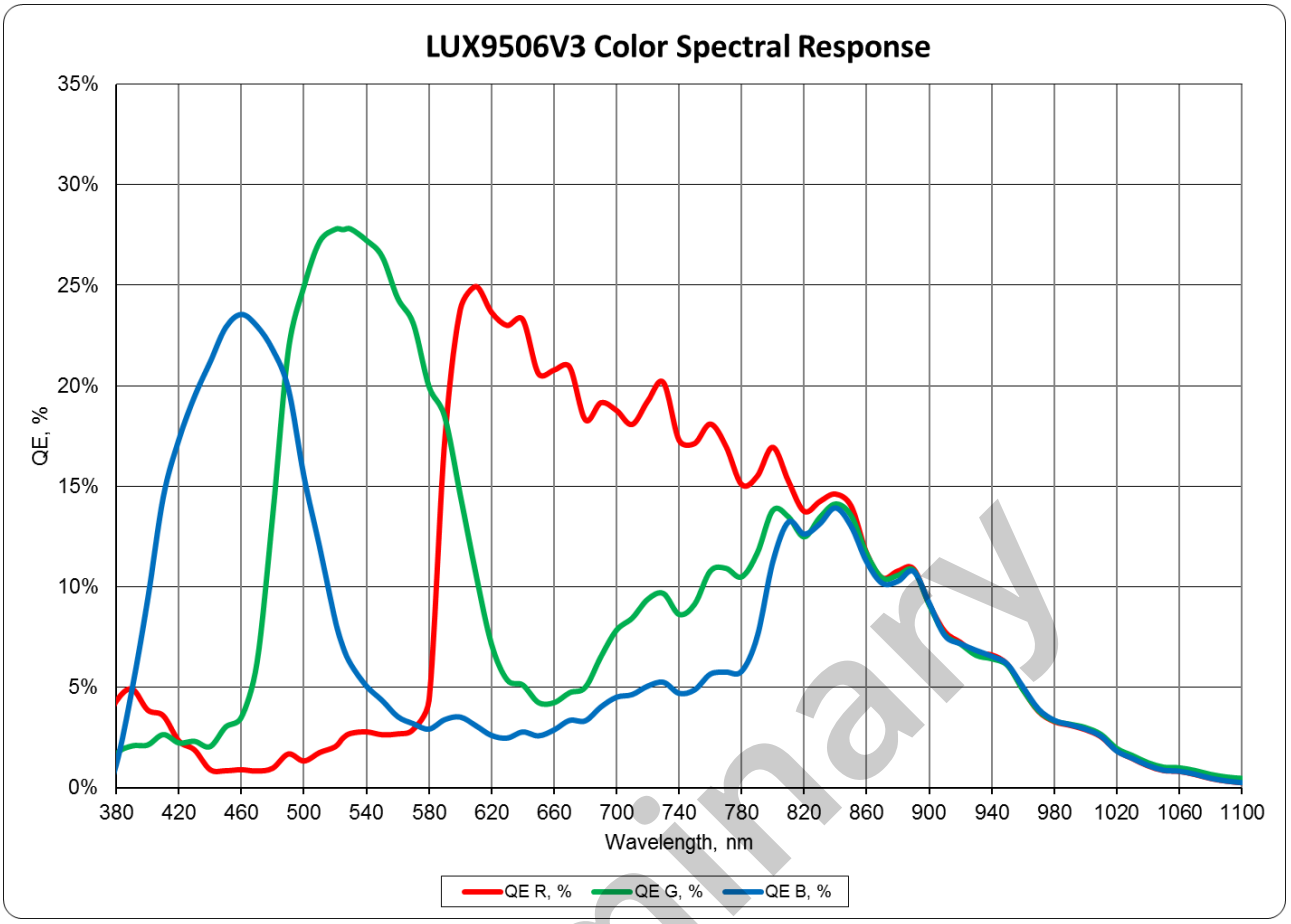

preliminary

Technische Zeichnung

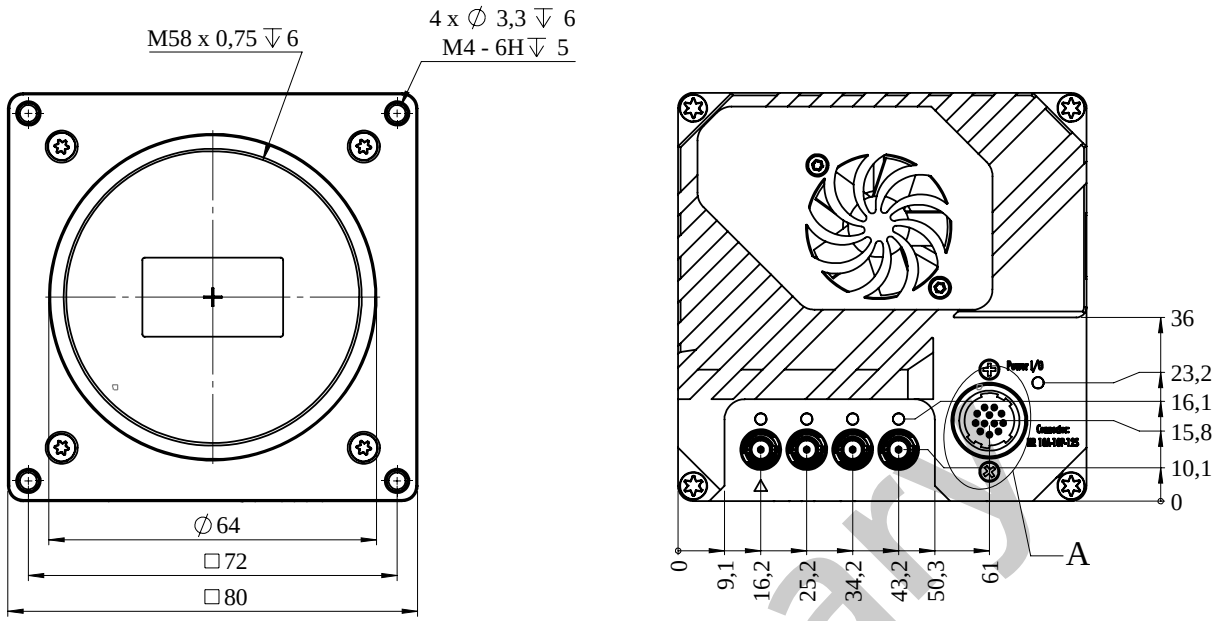

preliminary

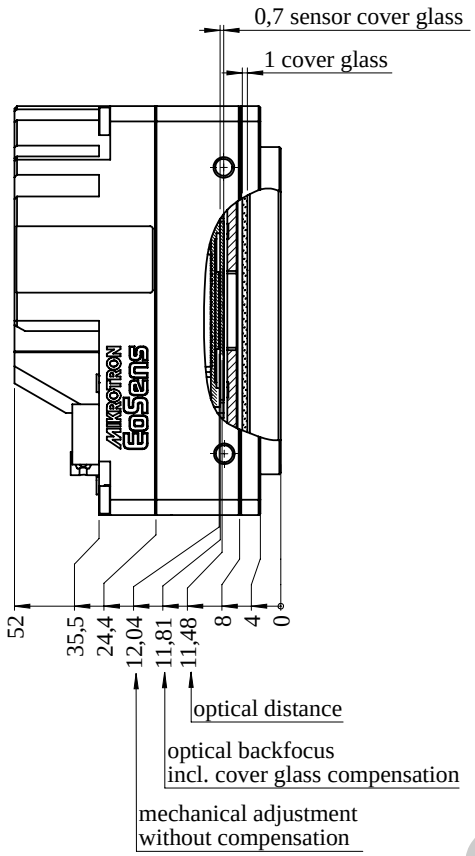

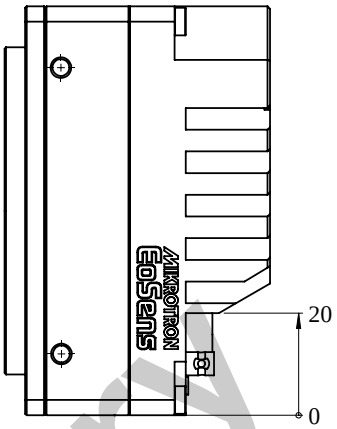

preliminary

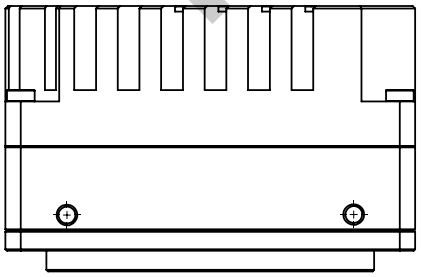

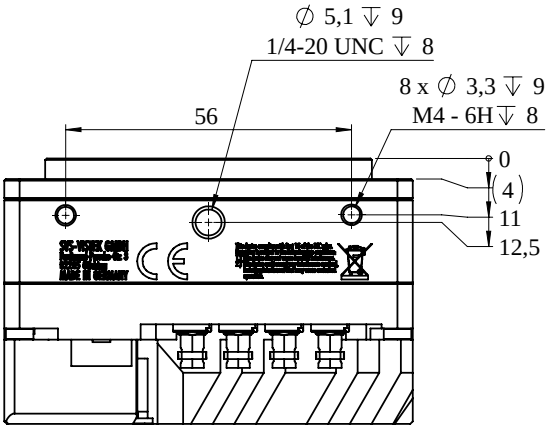

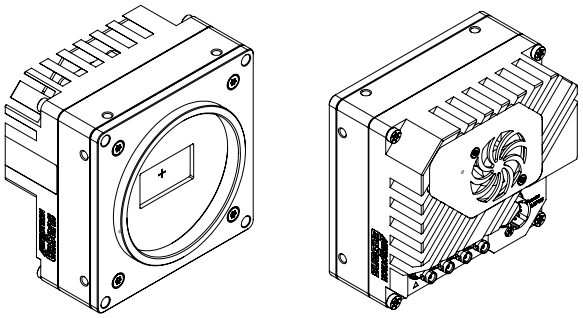

I/O-Pin-Belegung

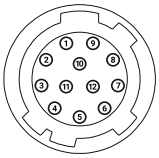

Pin	Signal	Pin	Signal
1	V_{out}- (GND)	7	OUT 1 (open drain)
2	V_{out}+ (24 V)	8	OUT 2 (open drain)
3	IN 4 RxD (RS 232)	9	LVDS Input P
4	OUT 4 TxD (RS 232)	10	LVDS Input N
5	IN 1 (0-24 V)	11	LVDS Output P
6	IN 2 (0-24 V)	12	LVDS Output N

preliminary