Allied Vision



# EoSens CoaXPress-12

## EoSens1.1CCX12-FM

## Allgemein

| | |
|---|---|
| Modell | EoSens1.1CCX12-FM |
| Produktcode | F006004 |
| Produktserie | EoSens CoaXPress-12 |
| Status | Available |

## Sensor

| | |
|---|---|
| Sensortyp | Area scan |
| Chroma | Color |
| Spektrum | Visible |
| Spektralbereich | 400 nm to 1000 nm |
| Auflösung | 1,280 × 864 (1.10 MP) |
| Sensormodell | Luxima LUX13HS |
| Sensorarchitektur (Material) | cmos |
| Verschlusstyp(en) | Global shutter (GS) |
| Sensorgröße | 17.54 × 11.84 mm (21.16 mm, Type 4/3) |
| Pixelgröße | 13.70 µm × 13.70 µm |

## Pixelformate

| | |
|---|---|
| Sensor-Bittiefe | 8-bit, 10-bit |
| RGB-Pixelformate | bayer8, bayer10 |

## Timing und Verstärkung

| | |
|---|---|
| Max. Bildrate | 3674 fps |
| Max. Bildrate ROI-Modi | 1280 x 864 \| 3674 fps, 1280 x 768 \| 4151 fps, 640 x 480 \| 6576 fps, 128 x 128 \| 23821 fps, x \| 224673 fps, |
| Belichtungszeit | 2 µs to 1 s |
| Verstärkung | 0.0 dB to 18.0 dB |

## I/Os und Stromversorgung

| | |
|---|---|
| Nicht-isolierte Leitungen | 0 x LVDS input, 0 x LVDS output, 0 x TTL input, 0 x TTL output, 2 x 24V input, 0 x Open drain output, |
| Spezifische nicht-isolierte Leitungen | 0 x RS232 input, 0 x RS232 output, 0 x RS422 input, 0 x RS422 output, |
| Optisch isolierte Leitungen | 0 x Optical isolated input, 0 x Optical isolated input, |
| I/O-Anschluss | 12-pin Hirose HR10A-10P-12S |
| Stromversorgung | 12 to 24VDC, Power over CoaXPress |
| Stromverbrauch | External: 14 W (typical) |

## Betriebsbedingungen

| | |
|---|---|
| Betriebstemperatur | -10 °C to 45 °C (Umgebung, nicht kondensierend) |

## Mechanische Eigenschaften

| | |
|---|---|
| Gehäuseabmessungen (L x B x H in mm) | 83 × 80 × 80 |
| IP-Klasse | IP30 |
| Objektivanschluss/-anschlüsse | F-Mount |
| Gewicht | 550 g |

## Schnittstellen

| | |
|---|---|
| Digitale Schnittstelle | cxp-12 with 4 connections |
| Schnittstellenanschluss | (micro-BNC) |
| Vision-Standard | CoaXPress 2.0 |

## FW-Funktionen – Bildsteuerung

| | |
|---|---|
| Belichtungsmodi | external |
| Verstärkungsmodi | digital, analog |
| Weißabgleichmodi | true |
| Bildsteuerungsfunktionen | roi, mirror-image |

## FW-Funktionen – Kamerasteuerung

| | |
|---|---|
| Triggermodi/Synchronisation | external, trigger-over-cxp |

## Quanteneffizienz

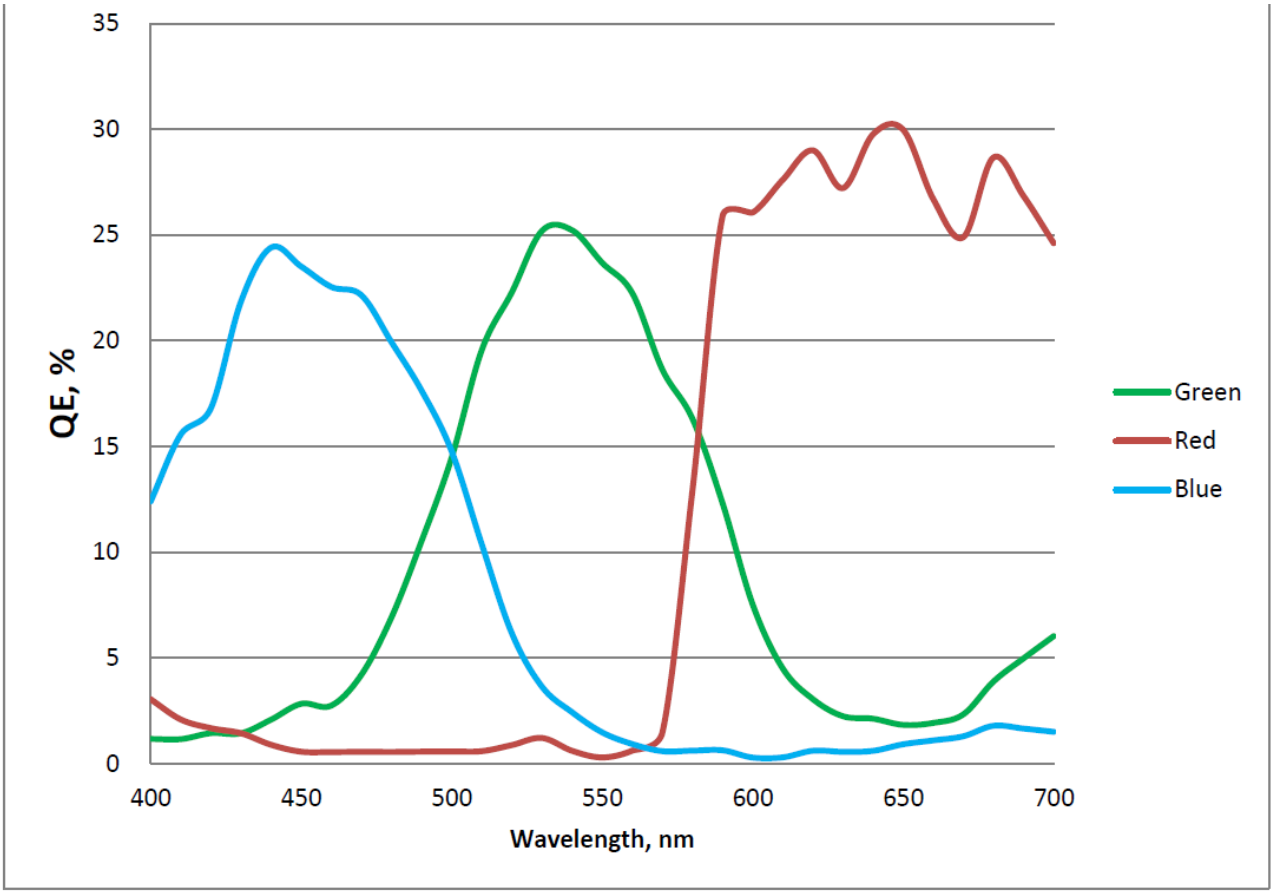

# Technische Zeichnung

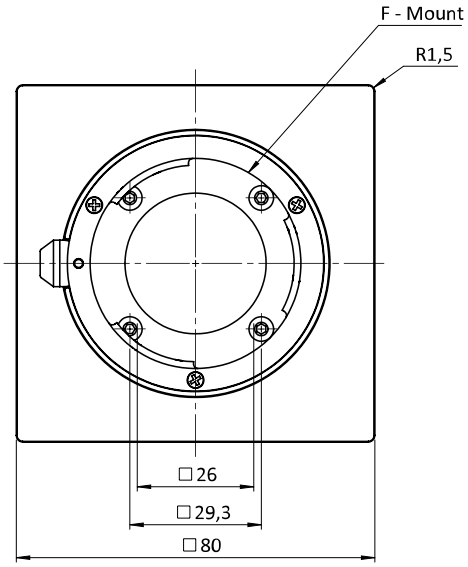


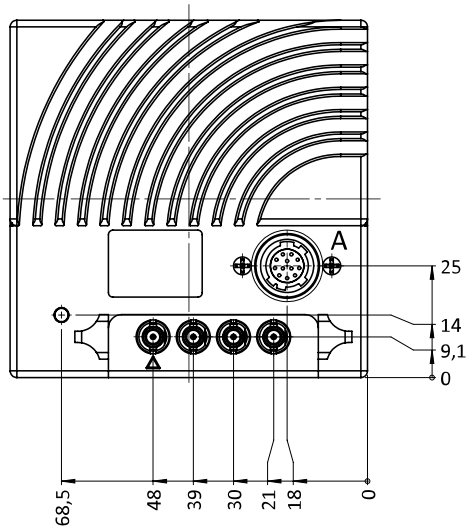


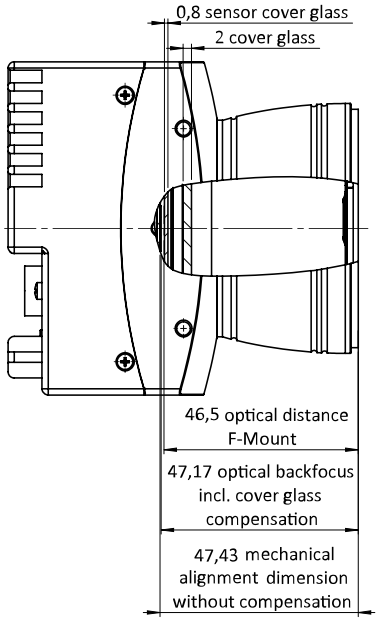


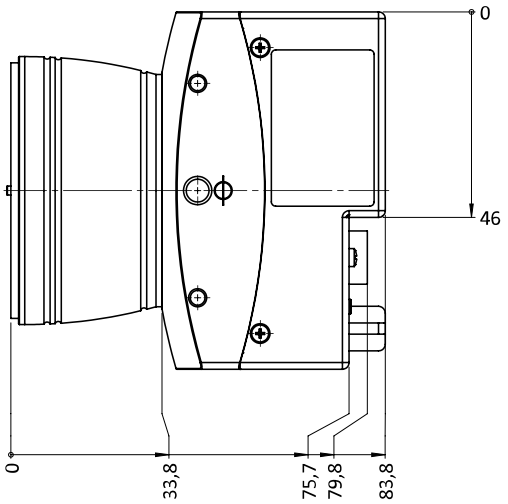

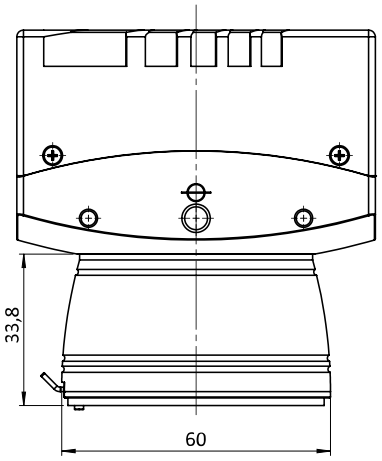


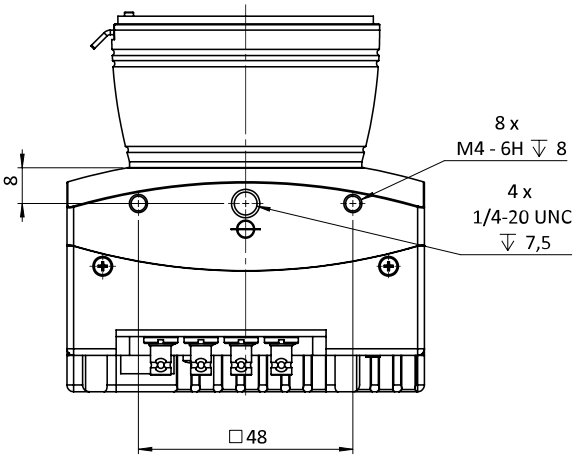


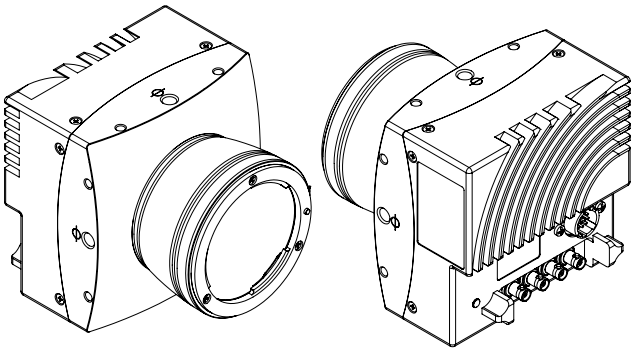

## I/O-Pin-Belegung

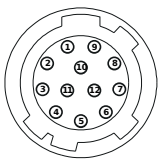

| Pin | Signal | Pin | Signal |
|---|---|---|---|
| 1 + 12 | GND | 6 | IN0 |
| 2 + 11 | VCC (12- 24V) | 7 | $IO_{GND}$ |
| 3 | $IO_{GND}$ | 8 | OUT1 |
| 4 | OUT0 | 9 | $IO_{GND}$ |
| 5 | $IO_{GND}$ | 10 | IN1 |